



**BOROUGH OF  
WEST CONSHOHOCKEN**  
MONTGOMERY COUNTY, PENNSYLVANIA

WEST CONSHOHOCKEN BOROUGH HALL  
112 FORD STREET, WEST CONSHOHOCKEN, PENNSYLVANIA 19428  
www.WestConsho.com

**BOROUGH COUNCIL  
PUBLIC MEETING  
July 11, 2023 at 7:00 P.M.**

**AMENDED AGENDA**

**I. CALL TO ORDER**

**II. PLEDGE OF ALLEGIANCE**

**III. OPENING COMMENTS / ANNOUNCEMENTS FROM COUNCIL PRESIDENT**

**IV. ROLL CALL:**

- Danelle Fournier, Mayor
- Stephen Blumenthal, President
- Tara Gorney, Vice President
- Tori Conicello Emery, Council Member
- Jeff Ewing, Council Member
- Kelly Snizavich, Council Member
- Zachary Nelson, Council Member
- Amelia Gale, Council Member

**V. APPROVAL OF THE AGENDA**

**VI. PUBLIC COMMENT ON AGENDA ITEMS**

**VII. GEORGE CLAY FIRE COMPANY RESOLUTION**

**Motion:** To adopt Resolution No. 2023-12 honoring the George Clay Fire Company for 125 years of dedicated service to the community.

**VIII. APPROVAL OF THE BILLS**

**IX. APPROVAL OF THE FINANCIAL REPORT**

**X. APPROVAL OF THE CONSENT AGENDA:**

**Motion:** To approve the following consent agenda items:

- (A) Minutes for the June 13, 2023 Council Meeting; attached
- (B) Public Safety, Traffic, and Parking Report; attached
- (C) Personnel, Finance, and Pension Report; no report as of July 10, 2023
- (D) Open Space, Parks and Recreation Report; no report as of July 10, 2023
- (E) Mayor's Report; attached
- (F) Police Report; attached
- (G) Fire Company Report; attached
- (H) Planning Commission Report; no report as of July 10, 2023

**XI. MOTION TO AMEND CONSENT AGENDA TO REFLECT A VERBAL REPORT FOR THE OPEN SPACE, PARKS AND RECREATION COMMITTEE**

**XII. PROFESSIONAL REPORTS:**

- (A) Manager's Report – Michael English
- (B) Solicitor's Report – Steven English, Esq.

- 1. Public Hearing on Ordinance No. 2023-03

**Motion:** To enact Ordinance No. 2023-03 amending Chapter 109 entitled "Vehicles and Traffic" of the Code of the Borough of West Conshohocken to remove the reference to the expired 2021 pilot permit parking program for the Merion Avenue Parking Lot.

- (C) Engineer's Report – Khaled Hassan, P.E.
  - 1. 1083 New Dehaven Street discussion;
  - 2. Official Map update;
  - 3. Elizabeth Street Park lighting update.

**XIII. NEW BUSINESS**

1. 5K run on October 7, 2023.

**Motion:** To approve the occurrence of a 5K run in West Conshohocken Borough on October 7, 2023.

**XIV. GENERAL PUBLIC COMMENT**

**XV. ADJOURNMENT**

**RESOLUTION NO. 2023-12  
WEST CONSHOHOCKEN BOROUGH  
MONTGOMERY COUNTY, PENNSYLVANIA**

---

**A RESOLUTION OF WEST CONSHOHOCKEN BOROUGH,  
MONTGOMERY COUNTY, PENNSYLVANIA, HONORING  
THE GEORGE CLAY FIRE COMPANY FOR 125 YEARS OF  
DEDICATED SERVICE TO THE COMMUNITY.**

---

**WHEREAS**, the George Clay Fire Company was founded in 1898;

**WHEREAS**, the George Clay Fire Company has provided 125 years of dedicated service to the community;

**WHEREAS**, the Borough Council of the Borough of West Conshohocken wishes to recognize, honor, and thank the George Clay Fire Company for 125 years of dedicated service to the community.

**NOW, THEREFORE, BE IT RESOLVED**, that the Borough Council of the Borough of West Conshohocken expresses great appreciation, admiration, and gratitude for the George Clay Fire Company for 125 years of dedicated service to the community.

**RESOLVED AND APPROVED** this 11<sup>th</sup> day of July, 2023.

**BOROUGH OF WEST CONSHOHOCKEN**

**ATTEST:**

By: \_\_\_\_\_  
Stephen Blumenthal, President

\_\_\_\_\_  
Michael English, Borough Manager

By: \_\_\_\_\_  
Danelle Fournier, Mayor

BOROUGH OF WEST CONSHOHOCKEN  
COUNCIL MEETING  
June 13, 2023  
7:00 PM

Pursuant to the provisions of the "Open Public Meeting Agenda/Sunshine Act" public notice was provided to the Times Herald Newspaper and posted on the bulletin board in the Borough Hall as required by law.

**CALL TO ORDER**

Stephen Blumenthal, Council President, called the meeting to order at 7:00 PM and led the Pledge of Allegiance.

**OPENING COMMENTS/ANNOUNCEMENTS FROM COUNCIL PRESIDENT**

Mr. Blumenthal took a few minutes to summarize a few things on the agenda this evening, John Bianchini's retirement, George Clay Fire Company, Ordinances and Land Development before Council this evening. Mr. Blumenthal thanked everyone for their attendance at this evening's meeting and also summarized the public comment

**ROLL CALL**

|                                     |         |
|-------------------------------------|---------|
| Stephen Blumenthal, President       | Present |
| Tara Gorney, Vice President         | Present |
| Tori Conicello-Emery                | Present |
| Jeff Ewing                          | Present |
| Kelly Snizavich                     | Present |
| Danelle Fournier, Mayor             | Present |
| Zachary Nelson                      | Present |
| Amelia Gale                         | Absent  |
| Michael F. English, Borough Manager | Present |
| Steven English, Borough Solicitor   | Present |
| Khal Hassan, Borough Engineer       | Present |

**MOTION TO AMEND AGENDA TO ADD AGENDA ITEM TO AWARD A ROAD PAVING CONTRACT**

Mr. Hassan would like to add a line-item action item to the agenda for bids received on June 1<sup>st</sup> for the repaving contracts. No comments were presented.

Motion by: Tara Gorney  
Seconded by: Kelly Snizavich  
Ayes: 6  
Nays: 0  
The motion passes: 6-0

## **APPROVAL OF THE AMENDED AGENDA**

Stephen Blumenthal asked for a motion to approve the amended Agenda.

Motioned by: Zachary Nelson  
Seconded by: Kelly Snizavich  
Ayes: 6  
Nays: 0  
The motion passes: 6-0

## **PUBLIC COMMENT ON THE AGENDA ITEMS**

Guy Davis, resident, indicated that he had some items to be discussed for the Planning Commission.

## **JOHN BIANCHINI RETIREMENT RECOGNITION**

Resolution 2023-10 was read aloud by Steve Blumenthal acknowledging John Bianchi for servicing the Borough of West Conshohocken Police Departments for 35 years. Mayor Fournier, Tara Gorney and Michael English spoke and all thanked Bianchini for his services. John Bianchini will be present at the July Council meeting. Mr. Blumenthal asked for a motion to Adopt Resolution 2023-10.

Motioned by: Tara Gorney  
Seconded by: Kelly Snizavich  
Ayes: 5  
Nays: 1 – Tori Conicello-Emery opposed  
Motion passes 5-1

## **APPROVAL OF THE BILLS**

Mr. Blumenthal indicated that the bills for this month were a total of \$608,401.99 and asked for a motion to approve the bills. No questions were presented

Motioned by: Jeff Ewing  
Seconded by: Kelly Snizavich  
Ayes: 6  
Nays: 0  
The motion passes: 6-0

## **APPROVAL OF THE FINANCIAL REPORT**

Mr. Blumenthal indicated that the grand total is \$15,937,552.90 with a positive difference of \$747,946.09; interest on all investment accounts of \$0. Pension accounts are not included in the total. Non-uniform pension account \$1,159,186.43 and police pension account \$8,570,051.31. Mr. Blumenthal and asked for a motion to approve the financial report.

Motioned by: Zach Nelson  
Seconded by: Tori Conicello-Emery  
Ayes: 6  
Nays: 0  
The motion passes: 6 -0

## APPROVAL OF THE AMENDED CONSENT AGENDA

Mr. Blumenthal asked for a motion to approve the amended consent agenda items. Mr. Blumenthal indicated that the Planning Commission report, which will be read by Guy Davis

Motioned by: Tara Gorney

Seconded by: Zach Nelson

Ayes: 6

Nays: 0

The motion passes: 6-0

## PROFESSIONAL REPORTS

- A. Mr. English indicated his report is in the packet. PennDOT paving project is almost completed. Mr. English wanted to remind everyone that Borough Hall will be closed on June 19<sup>th</sup> as well as July 4<sup>th</sup>. Mr. English thanked George Clay for their event held on Saturday.
- B. Steven English held a public hearing for Ordinance No. 2023-02. Mr. English opened a public hearing on Ordinance 2023-02 amended Chapter 101 Stormwater management. Mr. English announced all exhibit and Mr. Hassan indicated that this would bring the code up to date with wording, inspections and stormwater measures in the Borough. Mr. English closed the hearing. No questions were presented. Mr. Blumenthal asked for a motion to adopt Ordinance 2023-02.

Motioned by: Tori Conicello-Emery

Seconded by: Zachary Nelson

Ayes: 6

Nays: 0

The motion passes 6-0

Steven English is before Council to ask for a motion to advertise Ordinance No 2023-03 amending Chapter 109 entitled Vehicles and Traffic for the Merion Ave parking lot. Mr. English indicated that the Ordinance would remove reference to the pilot program. Mr. Blumenthal asked for a motion to advertise Ordinance 2023-03.

Motioned by: Tori Conicello-Emery

Seconded by: Zachary Nelson

Ayes: 6

Nays: 0

The motion passes: 6-0

- C. Mr. Khal Hassan, provides updates on the following:
1. Official Map Update: An updated map has been posted on the website and comments and questions took place at the Open Space Committee Meeting
  2. CBDG grant update: Mr. Hassan indicated that the Borough submitted an application back in April and will provide us with an update at the next Council meeting.

3. MacKenzie Park project update: Mr. Hassan indicates that the Borough will meet deadline and intends to have project bids by the end of August. The summer park program will not be affected.

4. Borough Hall fungal assessment update: There is an area of the basement at Borough Hall which consists of mold and is in concentrated area. A report is available and working on contractor for remediation and will be brought back to Council with

5. Church Street vacation extinguishment: Mr. Hassan indicated that a paper road existed on Church Street, Borough was advised by Montgomery County that there could be a conflict. Property owners on both sides have signed off and this is now before Council to extinguish. No questions were presented

Motioned by: Kelly Snizavich

Seconded by: Jeff Ewing

Ayes: 5

Nayes: 0

Abstentions: Tara Gorney abstained

The motion passes 5-1

6. The Borough has received 6 bids for the overlay project for 2023 with the lowest bidder was Moore Brothers LTD. However, Moore Brothers was not responsive or provided the information request which they were then disqualified. The next lowest bidder was N. Abbonizio Contractors. Vice President Tara Gorney asked questions between the difference of the two lowest bidders and Khal Hassan indicated the Borough is below budget for this project. Mr. Blumenthal asked for a motion to contract with N. Abbonizio Contractors for a contract amount of \$153,925.00.

Motioned by: Jeff Ewing

Seconded by: Zach Nelson

Ayes: 6

Nayes: 0

The motion passes: 6-0

## NEW BUSINESS

**Motion To adopt Resolution No. 2023-11 appointing \_\_\_\_\_ to Civil Service.** Mr. English indicated that there was one applicant, Albert Kleinschmidt. Mr. English summarized the duties of Civil Service as well as Mr. Kleinschmidt's background within the Borough. Mr. Kleinschmidt would resign from the Zoning Hearing Board if elected. Mr. Blumenthal asked for a motion to elect Albert Kleinschmidt to the Civil Service Committee to serve a 6 year term.

Motioned by: Tara Gorney

Seconded by: Jeff Ewing

Ayes: 6

Nayes: 0

The motion passes 6-0



**Motion to hire \_\_\_\_\_ as Assistant Manager.**

Mr. Blumenthal indicated that over the last several months Council has been working on hiring of an assistant manager, two rounds of interviews have taken place and there are three candidates are being considered for the Assistant Management position. Mr. Blumenthal asked for a motion to open nominations. A Motion to open nomination was made by Jeff Ewing and seconded by Kelly Snizavich. Jeff Ewing nominated Douglas Borgerson. There were no additional nominations and a motion to close nominations was made by Tori Conicello-Emery and seconded by Kelly Snizavich. The motion to close nominations passes 6-0. Mr. Blumenthal asked for a motion to hire Douglas Borgerson as Assistant Manager:

Motioned by: Jeff Ewing  
Seconded by: Kelly Snizavich  
Ayes: 5  
Nay: 1 Zach Nelson opposed  
The motion passes: 5-1

**MOTION TO AMEND THE AGENDA TO ALLOW GUY DAVIS TO MAKE COMMENTS FOR THE PLANNING COMMISSION REPORT.**

Mr. Davis spoke on behalf of the Planning Commission and wanted to provide some feedback on the research of open space and trails. He referred to the possible use of Merion Ridge, the trail behind the office towers and Gulph Mills Creek. No comments were presented.

**SUBDIVISION AND LAND DEVELOPMENT DISCUSSION**

**218 BRITTMOIR:** Applicant's representative Mark Danek was present to discuss the project. Mr. Hassan indicated that this has already been approved for zoning and this is just for specifics, so no action is needed. Mr. Hassan indicated that he would provide Mr. Danek in regards to road vacate.

**509 APPLE STREET:** Applicant James Shore was present and Mr. Hassan provided some insight on past zoning applications for this property. Pennoni has identified some zoning issues and is working with the applicant's engineer to resolve those issues. Mr. Shore was already granted the variance but needs an extension due to the failure to received permits within time frame. This will go before zoning hearing on July 13<sup>th</sup> for the extension of time.

**GENERAL PUBLIC COMMENT**

Guy Davis, resident, commented on park hours sign.

Dave Frankenfield, resident, thanked everyone for the 125<sup>th</sup> year celebration of George Clay and indicated that the Fire Company banquet will be held at the Marriott on June 24<sup>th</sup>. Mr. Frankenfield also suggested that a few members of the community should be recognized as high school graduates

## ADJOURNMENT

Stephen Blumenthal asked for a motion to adjourn the meeting at 8:04pm

Motioned by: Tara Gorney

Seconded by: Kelly Snizavich

Ayes: 6

Nays: 0

The motion passes: 6-0

Respectfully Submitted,

Cristina Meade  
Borough Secretary

## PUBLIC SAFETY, TRAFFIC, AND PARKING COMMITTEE REPORT

**TO:** West Conshohocken Borough Council

**FROM:** Kelly Snizavich, Committee Chair

**DATE:** 07/10/2023

---

**I. COMMITTEE MEMBERS:                      ATTENDED:                      ABSENT:**

|                                  |   |                              |
|----------------------------------|---|------------------------------|
| [Kelly Snizavich, Chairperson]   | [ <input checked="" type="checkbox"/> ] | [ <input type="checkbox"/> ] |
| [Zachary Nelson, Council Member] | [ <input checked="" type="checkbox"/> ] | [ <input type="checkbox"/> ] |
| [Ameila Gale, Council Member]    | [ <input checked="" type="checkbox"/> ] | [ <input type="checkbox"/> ] |

**II. COMMITTEE REPORT: PUBLIC SAFETY, TRAFFIC, AND PARKING**

Traffic & Parking:

- Update regarding Front Street lines (line painting has since been completed).
- Lines completed on Apple Street with additional parking.
- Discussion regarding potential for parking in the green area on Ford Street. Funding could be possible through a grant program submission.

Police Department:

- Discussion regarding hiring needs with retirements and testing through the consortium.
- Committee voted 3-0 to recommend Council agree to proceed with joining the consortium for police testing with discussion regarding specific qualifications.
- Policies are 50% completed with employee evaluations going on now.
- Firearms purchase complete for nominal cost.
- Tasers will be purchased at the end of the year because a new version will be out then.
- National Night Out scheduled for August 1, 2023.
- Expectation of 5k on 10/7/2023; awaiting PennDOT and then will seek approval through committee and Council.

George Clay Fire Company:

- LOSAP Update

**III. NEXT MEETING DATE: July 20, 2023 at 7:00PM**

## Mayor's Report

July 2023

### Since my last report:

Congratulations to George Clay on their 125<sup>th</sup> Anniversary. Thank you for having myself and my husband Rob as guests at your formal banquet. It was an honor to celebrate this milestone with you.

The Fireworks Display and Ice Cream Party was July 3<sup>rd</sup> at St Gertrude's Park. Despite a passing shower, the kids all seemed to enjoy playing together and being treated to some Frosty Falls ice cream sundaes and floats. Thank you, Councilperson Ewing, for assisting in the treat department. Conshohocken's fireworks display was wonderful and we all had a fun night together.

I attended the Soap Box Derby in Conshohocken on July 4<sup>th</sup> and cheered on some of our local kids in the competition.

Attached is the June newsletter. As always, feel free to send me articles or information to share with the residents.

### Upcoming event:

Community Day is Saturday July 29th at MacKenzie Park 12-4pm. The Parks and Rec department is looking for volunteers to help with the event.

National Night Out is Tuesday August 1st at MacKenzie Park 6pm. This is always a good night at the park.

# West Conshohocken Notes

Borough Hall 112 Ford St.

610-828-9747 - [www.westconsho.com](http://www.westconsho.com)



**BOROUGH OF WEST CONSHOHOCKEN**  
MONTGOMERY COUNTY, PENNSYLVANIA

*From the desk of*  
Danelle Fournier, Mayor

## UPCOMING EVENTS

**Planning Commission Meeting**  
July 6th  
7pm Borough Hall

**The Open Space, Parks and Recreation Committee**  
July 10th  
6pm Borough Hall

**Council Meeting**  
July 11th  
7pm Borough Hall

**Public Safety, Traffic and Parking**  
Thursday July 20th  
7:00pm Borough Hall

**Bulk Trash**  
Last Thursday of the Month

## West Conshy Trivia

Q: What was Borough Hall (112 Ford Street) originally constructed to be?

Last Newsletter: Q: What is the term for a town's 150<sup>th</sup> Anniversary?

A: Sesquicentennial

West Conshy's is next year!

Get ready to CELEBRATE!

Check the borough website for upcoming events and meetings.

[Westconsho.com](http://Westconsho.com)

## Spring into Summer!



West Conshy Clean Up Day



Memorial Day Services with VFW Post 1074



Officer Carlin and Clean Up Day volunteers



Unity Flag Raising



Flag Planting at Calvary and Gulf Cemeteries



George Clay Block Party

HAPPY INDEPENDENCE DAY, WEST CONSHY!  
VIEW THE NEARBY FIREWORKS DISPLAY & ENJOY FREE FROSTY FALLS ICE CREAM

ST GERTRUDES'S PARK  
JULY 3, 2023  
ICE CREAM 8:30 PM  
FIREWORKS 9:30 PM



*West Conshohocken Community Day!!*  
West Conshohocken Recreation Invites all to join us for our:  
**Annual Community Day Celebration at MacKenzie Park**  
Saturday, July 29<sup>th</sup>, 2023  
12:00 To 4:00  
RAJNDATE: Sunday July 30, 2023  
Food and Beverages Music  
Blow Up Obstacle Course Face Painting  
Character Drawings Fun Carnival Games for all Ages  
Tai Kwan Do Tower Water Dunk Game

## George Clay Fire Department Celebrates 125 Years

On June 22, 1898, forty-seven citizens of the Borough of West Conshohocken met in Odd Fellows Hall for the purpose of taking preliminary steps to organize a fire company. A fire at Davis Lumber Yard, current site of the office towers along the river, just a few years earlier prompted their action. Prior to 1898 the closest fire departments available to respond were coming from Conshohocken or Norristown. The firehouse and our town have a history that is intertwined and to try to summarize 125 years here is impossible. Here are just two moments that exemplify the tight connection.

In 1903 a fire at the public school in town was discovered by patrolling West Conshohocken Police Officer James McShane. After three hours George Clay Fire Department along with Washie's had the fire under control. Unfortunately, the damage displaced our students, and until repairs could be made the firehouse was set up as the temporary school.



One of the worst incidents in West Conshohocken was the horrific gas explosion fire on Front Street in January 1971 where some lost their lives, and several lost their homes and all their possessions. The volunteers worked tirelessly in freezing temperatures to control the flames and save as many lives and homes as they could. The damage was devastating and the firehall was used as a home base to serve food and collect clothing or other items for the residents who had lost so much.

125 years and still serving the community, the volunteers of George Clay dedicate countless hours of their personal time training to be ready to help at a moment's notice. Apart from their emergency services, the firehouse continues to be a center point of activity for our community. The Volunteers and Auxiliary members host holiday events, blood drives, and community education outreach about CPR and fire prevention. If you are interested in supporting or volunteering please do not hesitate to reach out. [GEORGE CLAY FIRE COMPANY - STATION 39 - CONTACT US](#)

[\(geoclay.com\)](#) *Special thanks to Brian Coll of Coll's Custom Framing and George Clay Fire Department for historical information*



## Recycling in West Conshohocken Borough

Recycling is an essential part of our civic responsibility, and it feels good to reduce our waste! Here are some tips to remember so that your recyclable items get a second life and what belongs in the trash does not go into the recycling bin.

Click [HERE](#) for a full list.

- **Accepted items:** clean paper, cardboard, plastic, and glass containers – #1-7, cartons (food & beverage), and clean flexible plastic film (e.g., cereal box liners, store bags, toilet paper & water case over wrap)
- Put recyclables in LOOSE and clean into your bin, not in a plastic bag. The machines can handle small sizes of plastic film but NOT garbage size bags.



Contamination is putting things that do not belong into the recycling. This makes recycling less valuable and more expensive to process. These are a few items that do NOT belong in the bin. Click [HERE](#) for a full list.

- **Do NOT recycle:** Rechargeable batteries of ANY kind (e.g, toothbrushes, wireless headphones, or batteries from cell phones & power tools). These are a serious fire hazard and should be taken to a store drop-off site such as Best Buy, Lowe's, or Home Depot.
- Also NOT RECYCLABLE: Hoses, string lights, heavy metal objects, metal hangers, yard waste, diapers, window glass, Styrofoam (despite its #6 triangle), food.



In West Conshohocken, our recycling provider, JP Mascaro & Sons, has excellent information on how to recycle to make the most impact in reducing waste. Thank you also, to our West Conshohocken Borough Public Works for providing excellent services for waste removal. Consider doing what you can as a resident to reduce the waste you create and recycle right!

# Borough of West Conshohocken – Police Department Organizational Chart

**Danelle Fournier**  
Mayor

**Sal Carfagno**  
Interim Chief of Police

**Carol Martin**  
Police Administrative Assist

**James Weiler**  
Patrol Officer

**Brian Raskiewicz**  
Sergeant

**Matt Evangelist**  
Patrol Officer

**Andrew Carlin**  
Patrol Officer / CRU

**Brian Schaible**  
Patrol Officer

**James Geddes**  
Patrol Officer

**Ron Ernst**  
Patrol Officer

**Daniel Webster**  
K9 / Patrol Officer

**Part-Time Patrol**

**John Ellam**  
Patrol Officer

**Charles Phillips**  
Patrol Officer

**John MacKay**  
Patrol Officer



## West Conshohocken Police Department

1001 New Dehaven Street  
West Conshohocken, PA 19428

Business (610) 940-5842

Fax (610) 828-2745



# WEST CONSHOHOCKEN POLICE DEPARTMENT

## JUNE 2023 MONTHLY ACTIVITY REPORT TUESDAY, JULY 11<sup>TH</sup>, 2023 MEETING

### COMMUNITY RELATIONS

#### UPCOMING EVENTS

##### Community Day

Saturday, July 29<sup>th</sup>, 2023

##### National Night Out

Tuesday, August 1<sup>st</sup>, 2023

### PUBLIC SERVICE

#### FLAG RAISING CEREMONY AT BOROUGH HALL

June 1<sup>st</sup>, 2023

The Police Department assisted the Borough as they raised the Pride flag for the month of June.





### **Sergeant John Bianchini's Last Ride**

**June 1<sup>st</sup>, 2023**

The Police Department would like to thank everyone for attending and participating in Sergeant John Bianchini's last ride honoring his 37 years as a West Conshohocken Police Officer.

### **George Clay Fire Department's 125<sup>th</sup> Anniversary**

**June 3<sup>rd</sup>, 2023**

It was a privilege for the West Conshohocken Police Department to assist the George Clay Fire Departments for their 125<sup>th</sup> Anniversary Celebration.



### **Friends of the Forgotten**

**June 25<sup>th</sup>, 2023**

The West Conshohocken Police Department controlled traffic as the Friends of the Forgotten traveled through town for their annual motorcycle ride.



## **DAILY OPERATIONS**

### **Policies & Procedures**

- The Police Department continues updating and finalize the Department's new Policy and Procedures Manual. Thanks to The Aspirant Consulting Group for all of their hard work implementing all of the new updated policies.

### **Training**

- All of the Department's Officers completing Firearms Qualifications and Patrol Rifle in June.

- All of the Department's Officers continue to complete their mandatory Municipal Police Officers' Education and Training (MPOETC) update courses for 2023.

- All of the Police Department's Officers participate in a minimum of four (4) online training sessions per month through Police One Academy. These training sessions provide up to date instruction on every aspect of Policing.

- Some of the upcoming training that Officers are scheduled to attend through the rest of the year are additional Firearms Instruction Training, Crime Scene & Evidence Collection and various Investigation courses.

## **FLEET MANAGEMENT**

### **Police Vehicles**

All Police vehicle maintenance records are maintained by the Department's Fleet Management Officers and uploaded to the Department's online web based Fleet Management / GPS System. This program tracks vehicle

maintenance and electronically alerts Officers of upcoming scheduled maintenance. *\*(Vehicle mileage, warranties & conditions attached)*

## **TRAFFIC & PARKING**

### **Traffic**

The Police Department continues monitoring all of the Borough's traffic areas and any requests by residents for problem traffic areas. Every day of the week, Officers conducted multiple daily details throughout the Borough. All residents and businesses are encouraged to contact the Police Department to report any traffic complaints or concerns to address them immediately.

### **Parking**

The Police Department would like to inform the Public that the Borough's Merion Avenue Permit Parking Lot "Pilot Program" has officially concluded. New Registrations for residents and business owners interested in applying for Permit Parking at the Merion Avenue Parking Lot can do so at the West Conshohocken Police Department. The applicant must be a resident or business owner, must provide proof of residence or business ownership in the form of a photo identification card and a utility bill. Permits are limited to one per resident or business and one vehicle per resident or business. A \$25.00 registration fee is required each year to obtain a permit. Residents will receive instructions on how to renew their current parking permits as soon as the Borough completes the final documents.

Officers continue to monitor and enforce all parking complaints, issues and concerns throughout the Borough. Residents and businesses are encouraged to contact the Police Department to report any parking complaints or concerns to address them immediately.

### **Traffic Radar Speed Signs**

- Moorehead Avenue
- Ford Street
- New Dehaven Street

*\*(see Radar Sign attachments for complete information)*

### **CALLS FOR SERVICE**

*\*(see Reports under Monthly & Yearly statistics)*

### **CRIMINAL ACTIVITY**

*\*(see Reports under Monthly & Yearly statistics)*

### **INVESTIGATIONS**

*\*(see Report under Investigations Log)*

For Police assistance, please contact the following numbers:

West Conshohocken Police Station (610)940-5842

Montgomery County Dispatch Police Non-Emergency (610)635-4300

*\*All information and statistics provided by West Conshohocken Police Department*



# WEST CONSHOHOCKEN BOROUGH POLICE DEPARTMENT



June 1, 2023 - June 30, 2023

| Vehicles                 | Year | Condition | Model    | 2023 Mileage   | 2022 Mileage   | Warranty                   |
|--------------------------|------|-----------|----------|----------------|----------------|----------------------------|
| 3801 (Patrol)            | 2019 | Great     | Tahoe    | 31,857         | 29,047         | 4 of 5 years/100,000 miles |
| 3802 (Patrol)            | 2019 | Great     | Explorer | 30,709         | 27,557         | 4 of 5 years/100,000 miles |
| 3803 (Patrol)            | 2019 | Good      | Tahoe    | 32,987         | 28,352         | 4 of 5 years/100,000 miles |
| 3804 (CRU / Patrol)      | 2015 | Fair      | Explorer | 78,267         | 78,162         | No Warranty                |
| 3805 (Patrol)            | 2018 | Good      | Tahoe    | 37,220         | 30,931         | 4 of 5 years/100,000 miles |
| 3806 (Patrol)            | 2022 | Great     | Explorer | 10,055         | 5,659          | 2 of 5 years/100,000 miles |
| 3807 (Patrol)            | 2016 | Great     | Explorer | 43,219         | 40,530         | No Warranty                |
| 3808<br>(Investigations) | 2018 | Good      | Explorer | 47,233         | 46,157         | 5 of 5 years/100,000 miles |
| 3809 (K9 / Patrol)       | 2021 | Excellent | Explorer | 17,814         | 12,003         | 2 of 5 years/100,000 miles |
| <b>TOTALS</b>            |      |           |          | <b>329,361</b> | <b>298,398</b> |                            |

| VEHICLE MILEAGE                   | 6/23         |
|-----------------------------------|--------------|
| 3801 - 19' Chevrolet Tahoe        | 425          |
| 3802 - 19' Ford Explorer          | 1,039        |
| 3803 - 19' Chevrolet Tahoe        | 866          |
| 3804 - 15' Ford Explorer (CRU)    | 12           |
| 3805 - 18' Chevrolet Tahoe        | 509          |
| 3806 - 21' Ford Explorer          | 1,086        |
| 3807 - 16' Ford Explorer (Patrol) | 486          |
| 3808 - 18' Ford Explorer (Inv)    | 426          |
| 3809 - 21' Ford Explorer (K9)     | 814          |
| <b>TOTALS</b>                     | <b>5,663</b> |

| F/T LABOR HOURS                  | 6/23       |
|----------------------------------|------------|
| Arrests/Warrants                 | 0          |
| Court Time                       | 6          |
| Events / Details / Meetings      | 26         |
| Injured on Duty (Shift Coverage) | 0          |
| Investigations                   | 5          |
| Shift Coverage                   | 96         |
| Traffic Detail                   | 2          |
| Training (Firearms)              | 24         |
| K9 Training (Shift Coverage)     | 16         |
| <b>TOTALS</b>                    | <b>175</b> |



# WEST CONSHOHOCKEN BOROUGH POLICE DEPARTMENT



June 1, 2023 - June 30, 2023

| ANNUAL TIME USED | 6/23       |
|------------------|------------|
| Bereavement      | 0          |
| Comp Sick Hours  | 32         |
| Comp Time Hours  | 12         |
| Holiday Hours    | 0          |
| Injured on Duty  | 0          |
| Personal Hours   | 12         |
| Sick Hours       | 12         |
| Vacation Hours   | 96         |
| K9 Hours (Off)   | 20         |
| <b>TOTALS</b>    | <b>184</b> |

| P/T LABOR HOURS     | 6/23       |
|---------------------|------------|
| Arrests / Warrants  | 0          |
| Court Time          | 0          |
| Events              | 0          |
| Shift Coverage      | 25         |
| Details             | 0          |
| Training (Firearms) | 4          |
| Time Off            | 100        |
| <b>TOTALS</b>       | <b>129</b> |

| SELL BACK HOURS | 6/23       |
|-----------------|------------|
| Comp Sick Hours | 40         |
| Comp Time Hours | 0          |
| Holiday Hours   | 72         |
| Vacation Hours  | 0          |
| <b>TOTALS</b>   | <b>112</b> |

| REVENUE COLLECTED      | 6/23              |
|------------------------|-------------------|
| Copies of Reports      | \$300.00          |
| Courts                 | \$24.91           |
| Donations              | \$2,519.91        |
| Fingerprinting         | \$20.00           |
| Reimbursements (Grant) | \$6,000.00        |
| Parking Fines          | \$95.00           |
| <b>TOTALS</b>          | <b>\$8,959.82</b> |



## WEST CONSHOHOCKEN BOROUGH POLICE DEPARTMENT

### POLICE ACTIVITIES

(6/1/2023 - 6/30/2023)



| DAILY ACTIVITIES / CALLS FOR SERVICE |                      |                      |                      |            |
|--------------------------------------|----------------------|----------------------|----------------------|------------|
| CALLS FOR SERVICE                    | 6/1/2023 - 6/30/2023 | 1/1/2022 - 6/30/2022 | 1/1/2023 - 6/30/2023 | % Change   |
| Security Alarms                      | 7                    | 70                   | 70                   | 0%         |
| Fire Alarms                          | 13                   | 13                   | 25                   | 92%        |
| Vehicle Accidents                    | 21                   | 94                   | 141                  | 50%        |
| Traffic Complaints                   | 57                   | 342                  | 489                  | 43%        |
| Parking Complaints                   | 10                   | 95                   | 90                   | -5%        |
| Traffic / Parking Details            | 25                   | 113                  | 162                  | 43%        |
| Medical Emergencies                  | 5                    | 57                   | 42                   | -26%       |
| Assist Other Police                  | 19                   | 53                   | 79                   | 49%        |
| Assist Fire Department               | 2                    | 14                   | 6                    | -57%       |
| Assist Code Enforcement              | 1                    | 9                    | 5                    | -44%       |
| Disabled Vehicles                    | 6                    | 56                   | 43                   | -23%       |
| Police Information / Follow Up       | 11                   | 32                   | 50                   | 56%        |
| Public Service / Details / Escorts   | 18                   | 35                   | 69                   | 97%        |
| Suspicious Activity                  | 4                    | 14                   | 27                   | 93%        |
| Suspicious Persons                   | 8                    | 22                   | 23                   | 5%         |
| Suspicious Vehicles                  | 7                    | 26                   | 23                   | -12%       |
| Unwanted Persons                     | 3                    | 7                    | 4                    | -43%       |
| Disturbance / Noise                  | 10                   | 14                   | 32                   | 129%       |
| Animal Complaints                    | 2                    | 12                   | 15                   | 25%        |
| 911 Hang Ups                         | 3                    | 20                   | 12                   | -40%       |
| K9 Activity                          | 1                    | 6                    | 6                    | 0%         |
| Abandoned Vehicles                   | 3                    | 14                   | 10                   | -29%       |
| Missing Persons                      | 1                    | 5                    | 2                    | -60%       |
| Open Door Investigations             | 4                    | 13                   | 18                   | 38%        |
| Pedestrian Stops                     | 2                    | 2                    | 4                    | 100%       |
| Found / Recovered Property           | 1                    | 12                   | 20                   | 67%        |
| Civil Disputes / Complaints          | 4                    | 5                    | 14                   | 180%       |
| Borough Ordinances                   | 0                    | 4                    | 4                    | 0%         |
| <b>Total Calls</b>                   | <b>248</b>           | <b>1159</b>          | <b>1485</b>          | <b>28%</b> |

| CRIMINAL ACTIVITY              |                      |                      |                      |           |
|--------------------------------|----------------------|----------------------|----------------------|-----------|
| REPORTED CRIMES                | 6/1/2023 - 6/30/2023 | 1/1/2022 - 6/30/2022 | 1/1/2023 - 6/30/2023 | % Change  |
| Disorderly Conduct             | 0                    | 2                    | 1                    | -50%      |
| Public Drunkenness             | 0                    | 2                    | 0                    | -100%     |
| Harassment / Threats           | 1                    | 8                    | 4                    | -50%      |
| Domestic                       | 0                    | 13                   | 12                   | -8%       |
| Theft                          | 5                    | 20                   | 23                   | 15%       |
| Vehicle Theft                  | 0                    | 3                    | 7                    | 133%      |
| Fraud / Forgery                | 4                    | 10                   | 14                   | 40%       |
| Trespassing                    | 1                    | 2                    | 2                    | 0%        |
| Robbery                        | 0                    | 0                    | 0                    | 0%        |
| Burglary                       | 0                    | 2                    | 0                    | -100%     |
| Assault                        | 0                    | 2                    | 3                    | 300%      |
| Sex Offenses                   | 2                    | 1                    | 4                    | 0%        |
| Juvenile                       | 3                    | 5                    | 6                    | 20%       |
| Drug Violations                | 0                    | 2                    | 1                    | -50%      |
| Warrants                       | 4                    | 5                    | 7                    | 40%       |
| Criminal Mischief / Vandalism  | 0                    | 7                    | 6                    | -14%      |
| DUI                            | 0                    | 2                    | 1                    | -50%      |
| Protection Orders / Violations | 1                    | 9                    | 13                   | 44%       |
| Arrests                        | 1                    | 14                   | 7                    | -50%      |
| <b>Total Calls</b>             | <b>22</b>            | <b>109</b>           | <b>111</b>           | <b>2%</b> |

| TRAFFIC CITATIONS, WRITTEN WARNINGS, NON-TRAFFIC CITATIONS & PARKING TICKETS |                      |                      |                      |           |
|--|----------------------|----------------------|----------------------|-----------|
| WRITTEN CITATIONS  | 6/1/2023 - 6/30/2023 | 1/1/2022 - 6/30/2022 | 1/1/2023 - 6/30/2023 | % Change  |
| Traffic Citations / Warnings   | 37                   | 272                  | 280                  | 3%        |
| Non-Traffic Citation   | 0                    | 3                    | 2                    | -33%      |
| Parking Tickets  | 5                    | 80                   | 104                  | 30%       |
| <b>Traffic Totals</b>  | <b>42</b>            | <b>355</b>           | <b>386</b>           | <b>9%</b> |

| Totals        |                      |                      |                      |            |
|---------------|----------------------|----------------------|----------------------|------------|
|               | 6/1/2023 - 6/30/2023 | 1/1/2022 - 6/30/2022 | 1/1/2023 - 6/30/2023 | % Change   |
| <b>Totals</b> | <b>312</b>           | <b>1623</b>          | <b>1982</b>          | <b>22%</b> |



# WEST CONSHOHOCKEN BOROUGH POLICE DEPARTMENT

## POLICE ACTIVITIES



2020-2023

### DAILY ACTIVITIES / CALLS FOR SERVICE

| CALLS FOR SERVICE              | 2020        | 2021        | %Change    | 2021        | 2022        | %Change     | 2022        | 2023        | %Change     | 6/21       | 6/23       | %Change    |
|--------------------------------|-------------|-------------|------------|-------------|-------------|-------------|-------------|-------------|-------------|------------|------------|------------|
| Security Alarms                | 100         | 122         | 22%        | 122         | 131         | 7%          | 131         | 70          | -47%        | 10         | 7          | -30%       |
| Fire Alarms                    | 59          | 34          | -42%       | 34          | 39          | 15%         | 39          | 25          | -36%        | 2          | 13         | 550%       |
| Vehicle Accidents              | 107         | 144         | 35%        | 144         | 176         | 22%         | 176         | 141         | -20%        | 22         | 21         | -5%        |
| Traffic Complaints             | 830         | 1094        | 32%        | 1094        | 657         | -40%        | 657         | 489         | -26%        | 65         | 57         | -12%       |
| Parking Complaints             | 329         | 264         | -20%       | 264         | 101         | -62%        | 101         | 90          | -11%        | 12         | 10         | -17%       |
| Traffic Details                | 81          | 173         | 114%       | 173         | 165         | -5%         | 165         | 162         | -2%         | 16         | 25         | 56%        |
| Medical Emergencies            | 63          | 85          | 35%        | 85          | 96          | 13%         | 96          | 42          | -56%        | 12         | 5          | -58%       |
| Assist other Police            | 110         | 82          | -25%       | 82          | 124         | 51%         | 124         | 79          | -36%        | 10         | 19         | 90%        |
| Assist Fire Department         | 6           | 19          | 217%       | 19          | 21          | 11%         | 21          | 6           | -71%        | 1          | 2          | 100%       |
| Assist Code Enforcement        | 3           | 9           | 200%       | 9           | 12          | 33%         | 12          | 5           | -58%        | 2          | 1          | -50%       |
| Disabled Vehicles              | 44          | 93          | 111%       | 93          | 106         | 14%         | 106         | 43          | -59%        | 13         | 6          | -54%       |
| Police Information / Follow Up | 173         | 190         | 10%        | 190         | 86          | -55%        | 86          | 50          | -42%        | 6          | 11         | 83%        |
| Public Service                 | 103         | 44          | -57%       | 44          | 69          | 57%         | 69          | 69          | 0%          | 9          | 18         | 100%       |
| Suspicious Activity            | 32          | 34          | 6%         | 34          | 30          | -12%        | 30          | 27          | -10%        | 5          | 4          | -20%       |
| Suspicious Persons             | 27          | 27          | 0%         | 27          | 46          | 70%         | 46          | 23          | -50%        | 6          | 8          | 33%        |
| Suspicious Vehicles            | 30          | 38          | 27%        | 38          | 64          | 68%         | 64          | 23          | -64%        | 6          | 7          | 17%        |
| Unwanted Persons               | 1           | 2           | 100%       | 2           | 14          | 600%        | 14          | 4           | -71%        | 2          | 3          | 50%        |
| Disturbance / Noise            | 112         | 127         | 13%        | 127         | 42          | -67%        | 42          | 32          | -24%        | 5          | 10         | 100%       |
| Animal Complaints              | 36          | 33          | -8%        | 33          | 27          | -18%        | 27          | 15          | -44%        | 2          | 2          | 0%         |
| 911 Hang Ups                   | 29          | 24          | -17%       | 24          | 31          | 29%         | 31          | 12          | -61%        | 3          | 3          | 0%         |
| K9 Activity                    | 5           | 6           | 20%        | 6           | 19          | 217%        | 19          | 6           | -68%        | 2          | 1          | 200%       |
| Abandon Vehicles               | 18          | 15          | -17%       | 15          | 18          | 20%         | 18          | 10          | -44%        | 2          | 3          | 50%        |
| Missing Persons                | 1           | 2           | 100%       | 2           | 8           | 300%        | 8           | 2           | -75%        | 0          | 1          | 100%       |
| Open Door Investigations       | 7           | 14          | 100%       | 14          | 31          | 121%        | 31          | 18          | -42%        | 1          | 4          | 300%       |
| Pedestrian Stops               | 2           | 6           | 200%       | 6           | 10          | 67%         | 10          | 4           | -60%        | 0          | 2          | 200%       |
| Found / Recovered Articles     | 19          | 32          | 68%        | 32          | 23          | -28%        | 23          | 20          | -13%        | 5          | 1          | -80%       |
| Civil Disputes / Complaints    | 11          | 12          | 9%         | 12          | 14          | 17%         | 14          | 14          | 0%          | 0          | 4          | 400%       |
| Borough Ordinances             | 9           | 11          | 22%        | 11          | 4           | -64%        | 4           | 4           | 0%          | 0          | 0          | 0%         |
| Property / Business Checks     | 251         | 290         | 16%        | 290         | N/A         | 0%          | N/A         | N/A         | 0%          | N/A        | N/A        | 0%         |
| Park & Walks                   | 1291        | 1412        | 9%         | 1412        | N/A         | 0%          | N/A         | N/A         | 0%          | N/A        | N/A        | 0%         |
| <b>Total Calls</b>             | <b>3889</b> | <b>4438</b> | <b>14%</b> | <b>4438</b> | <b>2164</b> | <b>-51%</b> | <b>2164</b> | <b>1485</b> | <b>-31%</b> | <b>219</b> | <b>248</b> | <b>13%</b> |

### CRIMINAL ACTIVITY

| REPORTED CRIMES                | 2020       | 2021       | %Change   | 2021       | 2022       | %Change    | 2022       | 2023       | %Change     | 6/21      | 6/23      | %Change    |
|--------------------------------|------------|------------|-----------|------------|------------|------------|------------|------------|-------------|-----------|-----------|------------|
| Disorderly Conduct             | 13         | 11         | -15%      | 11         | 9          | -18%       | 9          | 1          | -89%        | 1         | 0         | -100%      |
| Public Drunkenness             | 2          | 2          | 0%        | 2          | 4          | 100%       | 4          | 0          | -100%       | 0         | 0         | 0%         |
| Harassment / Threats           | 18         | 9          | -50%      | 9          | 18         | 100%       | 18         | 4          | -78%        | 1         | 1         | 0%         |
| Domestic                       | 25         | 19         | -24%      | 19         | 26         | 37%        | 26         | 12         | -54%        | 3         | 0         | -100%      |
| Theft                          | 22         | 27         | 23%       | 27         | 41         | 52%        | 41         | 23         | -44%        | 3         | 5         | 67%        |
| Vehicle Theft                  | 2          | 6          | 200%      | 6          | 9          | 50%        | 9          | 7          | -22%        | 0         | 0         | 0%         |
| Fraud / Forgery                | 18         | 23         | 28%       | 23         | 20         | -13%       | 20         | 14         | -30%        | 2         | 4         | 300%       |
| Trespassing                    | 1          | 1          | 0%        | 1          | 4          | 300%       | 4          | 2          | -50%        | 0         | 1         | 100%       |
| Robbery                        | 0          | 0          | 0%        | 0          | 1          | 0%         | 1          | 0          | -100%       | 0         | 0         | 0%         |
| Burglary                       | 2          | 2          | 0%        | 2          | 4          | 100%       | 4          | 0          | -100%       | 0         | 0         | 0%         |
| Assault                        | 2          | 3          | 50%       | 3          | 5          | 67%        | 5          | 3          | -40%        | 0         | 0         | 0%         |
| Sex Offenses                   | 4          | 3          | -25%      | 3          | 3          | 0%         | 3          | 4          | 33%         | 0         | 2         | 200%       |
| Juvenile                       | 3          | 5          | 67%       | 5          | 14         | 180%       | 14         | 6          | -57%        | 1         | 3         | 200%       |
| Drug Violations                | 2          | 5          | 150%      | 5          | 10         | 100%       | 10         | 1          | -90%        | 0         | 0         | 0%         |
| Warrants                       | 3          | 7          | 133%      | 7          | 21         | 200%       | 21         | 7          | -67%        | 2         | 4         | 300%       |
| Criminal Mischief / Vandalism  | 13         | 8          | -38%      | 8          | 14         | 75%        | 14         | 6          | -57%        | 0         | 0         | 0%         |
| DUI                            | 2          | 6          | 200%      | 6          | 5          | -17%       | 5          | 1          | -80%        | 0         | 0         | 0%         |
| Protection Orders / Violations | 1          | 5          | 400%      | 5          | 13         | 160%       | 13         | 13         | 0%          | 3         | 1         | -67%       |
| Arrests                        | 27         | 27         | 0%        | 27         | 39         | 44%        | 39         | 7          | -82%        | 4         | 1         | -75%       |
| <b>Total Calls</b>             | <b>160</b> | <b>169</b> | <b>6%</b> | <b>169</b> | <b>260</b> | <b>54%</b> | <b>260</b> | <b>111</b> | <b>-57%</b> | <b>20</b> | <b>22</b> | <b>10%</b> |

### TRAFFIC CITATIONS / WARNINGS, NON-TRAFFIC CITATIONS & PARKING TICKETS

| WRITTEN CITATIONS            | 2020       | 2021        | %Change    | 2021        | 2022       | %Change     | 2022       | 2023       | %Change     | 6/21      | 6/23      | %Change     |
|------------------------------|------------|-------------|------------|-------------|------------|-------------|------------|------------|-------------|-----------|-----------|-------------|
| Traffic Citations / Warnings | 813        | 1126        | 38%        | 1126        | 796        | -29%        | 796        | 280        | -65%        | 66        | 37        | -44%        |
| Non-Traffic Citation         | 14         | 13          | -7%        | 13          | 20         | 54%         | 20         | 2          | -90%        | 1         | 0         | -100%       |
| Parking Tickets              | 83         | 114         | 37%        | 114         | 88         | -23%        | 88         | 104        | 18%         | 7         | 5         | -29%        |
| <b>Totals</b>                | <b>910</b> | <b>1253</b> | <b>38%</b> | <b>1253</b> | <b>904</b> | <b>-28%</b> | <b>904</b> | <b>386</b> | <b>-57%</b> | <b>74</b> | <b>42</b> | <b>-43%</b> |

### COMPLETE TOTALS

| Totals        | 2020        | 2021        | %Change    | 2021        | 2022        | %Change     | 2022        | 2023        | %Change     | 6/21       | 6/23       | %Change   |
|---------------|-------------|-------------|------------|-------------|-------------|-------------|-------------|-------------|-------------|------------|------------|-----------|
| <b>Totals</b> | <b>4959</b> | <b>5860</b> | <b>18%</b> | <b>5860</b> | <b>3328</b> | <b>-43%</b> | <b>3328</b> | <b>1982</b> | <b>-40%</b> | <b>313</b> | <b>312</b> | <b>0%</b> |





**WEST CONSHOHOCKEN BOROUGH POLICE DEPARTMENT**  
**INVESTIGATION'S REPORT**  
 (6/1/2023 - 6/30/2023)

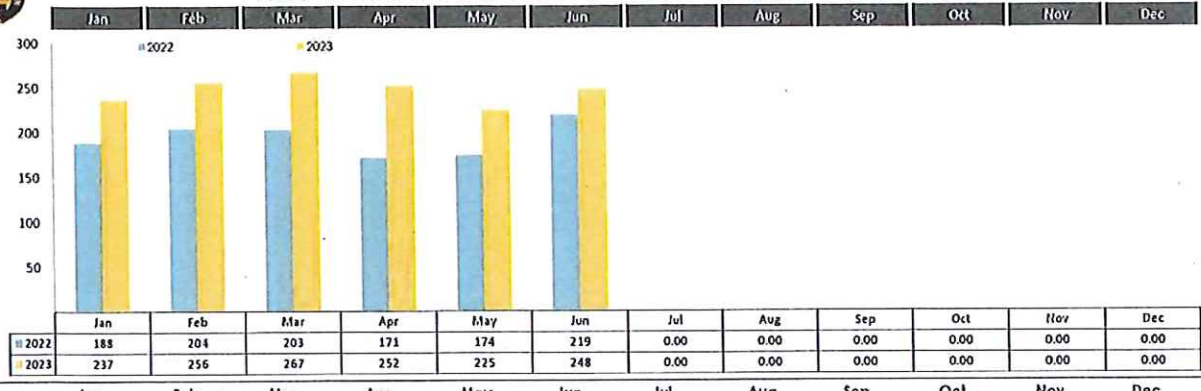


| INVESTIGATIONS LOG            |           |          |           |          |           |           |          |          |          |          |          |          |          | TOTALS    |
|-------------------------------|-----------|----------|-----------|----------|-----------|-----------|----------|----------|----------|----------|----------|----------|----------|-----------|
| TYPE OF CRIME                 | JAN       | FEB      | MAR       | APR      | MAY       | JUNE      | JULY     | AUG      | SEPT     | OCT      | NOV      | DEC      |          |           |
| Theft                         | 5         | 1        | 5         | 4        | 1         | 3         | 0        | 0        | 0        | 0        | 0        | 0        | 0        | 19        |
| Fraud / Forgery               | 1         | 1        | 3         | 1        | 2         | 3         | 0        | 0        | 0        | 0        | 0        | 0        | 0        | 11        |
| Harassment / Threats          | 0         | 0        | 2         | 0        | 2         | 1         | 0        | 0        | 0        | 0        | 0        | 0        | 0        | 5         |
| Trespassing                   | 0         | 0        | 1         | 0        | 0         | 0         | 0        | 0        | 0        | 0        | 0        | 0        | 0        | 1         |
| Vehicle Thefts                | 1         | 1        | 3         | 0        | 0         | 0         | 0        | 0        | 0        | 0        | 0        | 0        | 0        | 5         |
| Robbery                       | 0         | 0        | 0         | 0        | 0         | 0         | 0        | 0        | 0        | 0        | 0        | 0        | 0        | 0         |
| Burglary                      | 0         | 0        | 0         | 0        | 0         | 0         | 0        | 0        | 0        | 0        | 0        | 0        | 0        | 0         |
| Assault                       | 1         | 2        | 0         | 0        | 0         | 0         | 0        | 0        | 0        | 0        | 0        | 0        | 0        | 3         |
| Sex Offenses                  | 0         | 0        | 0         | 1        | 1         | 1         | 0        | 0        | 0        | 0        | 0        | 0        | 0        | 3         |
| Juvenile                      | 1         | 0        | 0         | 1        | 1         | 1         | 0        | 0        | 0        | 0        | 0        | 0        | 0        | 4         |
| Drug Violations               | 0         | 0        | 0         | 0        | 0         | 0         | 0        | 0        | 0        | 0        | 0        | 0        | 0        | 0         |
| Criminal Mischief / Vandalism | 0         | 1        | 2         | 1        | 0         | 0         | 0        | 0        | 0        | 0        | 0        | 0        | 0        | 4         |
| Other Investigations          | 0         | 0        | 0         | 0        | 2         | 0         | 0        | 0        | 0        | 0        | 0        | 0        | 0        | 2         |
| Arrests                       | 1         | 2        | 1         | 0        | 1         | 1         | 0        | 0        | 0        | 0        | 0        | 0        | 0        | 6         |
| <b>Total Investigations</b>   | <b>10</b> | <b>8</b> | <b>17</b> | <b>8</b> | <b>10</b> | <b>10</b> | <b>0</b> | <b>0</b> | <b>0</b> | <b>0</b> | <b>0</b> | <b>0</b> | <b>0</b> | <b>63</b> |

| TOTAL NUMBER OF CASES FOR INVESTIGATION |  | 63  | 2023  |
|---|--|-----|---|
| CLOSED INVESTIGATIONS                   |  | 44  | Closed - No Longer Being Investigated / Investigation Completed |
| ACTIVE INVESTIGATIONS                   |  | 13  | Open Cases - Active On-Going Investigations                     |
| INVESTIGATION ARRESTS                   |  | 6   | Arrest Made / Warrant Issued / Arrest - Prosecution Pending     |
| TOTAL NUMBER OF CASES FOR INVESTIGATION |  | 119 | 2022  |
| CLOSED INVESTIGATIONS                   |  | 110 | Closed - No Longer Being Investigated / Investigation Completed |
| ACTIVE INVESTIGATIONS                   |  | 0   | Open Cases - Active On-Going Investigations                     |
| INVESTIGATION ARRESTS                   |  | 9   | Arrest Made / Warrant Issued / Arrest - Prosecution Pending     |
| TOTAL NUMBER OF CASES FOR INVESTIGATION |  | 120 | 2021  |
| CLOSED INVESTIGATIONS                   |  | 107 | Closed - No Longer Being Investigated / Investigation Completed |
| ACTIVE INVESTIGATIONS                   |  | 0   | Open Cases - Active On-Going Investigations                     |
| INVESTIGATION ARRESTS                   |  | 13  | Arrest Made / Warrant Issued / Arrest - Prosecution Pending     |
| TOTAL NUMBER OF CASES FOR INVESTIGATION |  | 144 | 2020  |
| CLOSED INVESTIGATIONS                   |  | 127 | Closed - No Longer Being Investigated / Investigation Completed |
| ACTIVE INVESTIGATIONS                   |  | 0   | Open Cases - Active On-Going Investigations                     |
| INVESTIGATION ARRESTS                   |  | 17  | Arrest Made / Warrant Issued / Arrest - Prosecution Pending     |

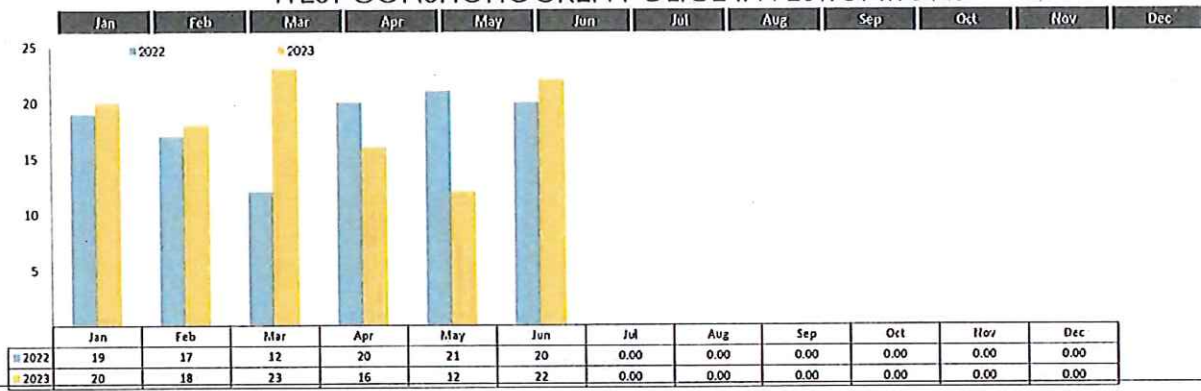


## WEST CONSHOHOCKEN POLICE CALLS FOR SERVICE



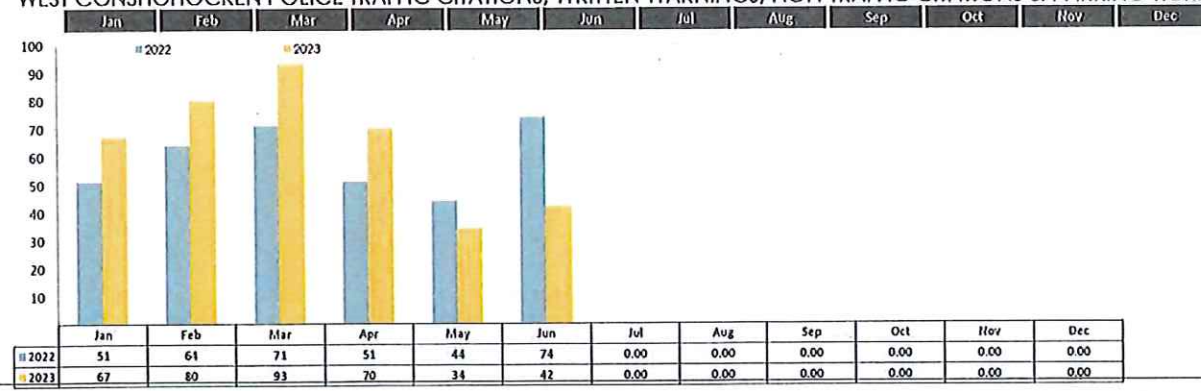
| Year | Jan | Feb | Mar | Apr | May | Jun | Jul  | Aug  | Sep  | Oct  | Nov  | Dec  | Total    | Trend |
|------|-----|-----|-----|-----|-----|-----|------|------|------|------|------|------|----------|-------|
| 2022 | 188 | 204 | 203 | 171 | 174 | 219 | 0.00 | 0.00 | 0.00 | 0.00 | 0.00 | 0.00 | 1,159.00 |       |
| 2023 | 237 | 256 | 267 | 252 | 225 | 248 | 0.00 | 0.00 | 0.00 | 0.00 | 0.00 | 0.00 | 1,485.00 |       |

## WEST CONSHOHOCKEN POLICE INVESTIGATIONS



| Year | Jan | Feb | Mar | Apr | May | Jun | Jul  | Aug  | Sep  | Oct  | Nov  | Dec  | Total  | Trend |
|------|-----|-----|-----|-----|-----|-----|------|------|------|------|------|------|--------|-------|
| 2022 | 19  | 17  | 12  | 20  | 21  | 20  | 0.00 | 0.00 | 0.00 | 0.00 | 0.00 | 0.00 | 109.00 |       |
| 2023 | 20  | 18  | 23  | 16  | 12  | 22  | 0.00 | 0.00 | 0.00 | 0.00 | 0.00 | 0.00 | 111.00 |       |

## WEST CONSHOHOCKEN POLICE TRAFFIC CITATIONS, WRITTEN WARNINGS, NON-TRAFFIC CITATIONS & PARKING TICKETS



| Year | Jan | Feb | Mar | Apr | May | Jun | Jul  | Aug  | Sep  | Oct  | Nov  | Dec  | Total  | Trend |
|------|-----|-----|-----|-----|-----|-----|------|------|------|------|------|------|--------|-------|
| 2022 | 51  | 64  | 71  | 51  | 44  | 74  | 0.00 | 0.00 | 0.00 | 0.00 | 0.00 | 0.00 | 355.00 |       |
| 2023 | 67  | 80  | 93  | 70  | 34  | 42  | 0.00 | 0.00 | 0.00 | 0.00 | 0.00 | 0.00 | 386.00 |       |

## Speed Sign Radar Stats Traffic Synopsis

### Ford Street

**TRAFFIC CONCERNS:** The officers continue to monitor the selective enforcement area on Ford Street from the Traffic Safety Radar Sign. The statistical report for Ford Street was downloaded by Officer James Geddes from 6-1-23 to 6-30-23 indicated the daily average speeds ranged from 18.0 MPH to 19.1 MPH, the 85<sup>th</sup> Percentile ranged from 28.0 MPH to 29.0 MPH. The radar sign tracked the movement of 43,620 vehicles for this period. (Northbound Movement). The traffic radar sign indicated an average of 0.009% of the total vehicles exceeded the speed limit over 36MPH for enforcement.

### Moorehead Avenue

**TRAFFIC CONCERNS:** The officers continue to monitor the selective enforcement area on Moorehead Avenue from the Traffic Safety Radar Sign. The statistical report for Moorehead Avenue was downloaded by Officer James Geddes from 6-1-23 to 6-30-23 indicated the daily average speeds ranged from 20.9 MPH to 23.5 MPH, the 85<sup>th</sup> Percentile ranged from 28.0 MPH to 31.0 MPH. The radar sign tracked the movement of 10,614 vehicles for this period. (Northbound Movement). The traffic radar sign indicated an average of 0.48% of the total vehicles exceeded the speed limit over 36MPH for enforcement.

### New Dehaven Street

**TRAFFIC CONCERNS:** The officers continue to monitor the selective enforcement area on New Dehaven Street from the Traffic Safety Radar Sign. The statistical report for New Dehaven Street was downloaded by Officer James Geddes from 6-1-23 to 6-30-23 indicated the daily average speeds ranged from 24.8 MPH to 29.2 MPH, the 85<sup>th</sup> Percentile ranged from 33.0 MPH to 36.0 MPH. The radar sign tracked the movement of 15,484 vehicles for this period. (Northbound Movement). The traffic radar sign indicated an average of 5.65% of the total vehicles exceeded the speed limit over 36MPH for enforcement.

## Charts Report



Sign# 101928

Street Ford Street

### SUMMARY TABLE 1/2 HOUR SEGMENT RECORDS

Serial # 101928

Street: Ford Street

Speed Limit: 25 MPH

| DATE   | Vehicle Count | Speeder Count based on Avg. Spd. | Speeder Count % based on Avg. Spd. | Speeders > 5 MPH based on Avg. Spd. | Speeders > 10 MPH based on Avg. Spd. | Speeders > 15 MPH based on Avg. Spd. | Fastest Time Period | Speeders > 5 MPH based on Peak Spd. | Speeders > 10 MPH based on Peak Spd. | Speeders > 15 MPH based on Peak Spd. | Daily 85th %tile Speed | Daily Average Speed |
|--------|---------------|----------------------------------|------------------------------------|-------------------------------------|--------------------------------------|--------------------------------------|---------------------|-------------------------------------|--------------------------------------|--------------------------------------|------------------------|---------------------|
| Jun 1  | 1787          | 29                               | 2%                                 | 2                                   | 0                                    | 0                                    | 3:00p               | 100                                 | 16                                   | 0                                    | 28                     | 18.8                |
| Jun 2  | 1732          | 30                               | 2%                                 | 1                                   | 0                                    | 0                                    | 3:00p               | 87                                  | 5                                    | 1                                    | 28                     | 18.5                |
| Jun 3  | 655           | 10                               | 2%                                 | 0                                   | 0                                    | 0                                    | 11:00p              | 31                                  | 2                                    | 0                                    | 28                     | 18.2                |
| Jun 4  | 960           | 12                               | 1%                                 | 0                                   | 0                                    | 0                                    | 3:00p               | 46                                  | 1                                    | 0                                    | 28                     | 18                  |
| Jun 5  | 1563          | 27                               | 2%                                 | 1                                   | 1                                    | 0                                    | 3:30p, 4:00p        | 82                                  | 9                                    | 1                                    | 28                     | 18.5                |
| Jun 6  | 1789          | 18                               | 1%                                 | 1                                   | 0                                    | 0                                    | 11:00p              | 86                                  | 6                                    | 0                                    | 28                     | 18.7                |
| Jun 7  | 1697          | 22                               | 1%                                 | 0                                   | 0                                    | 0                                    | 3:00p               | 111                                 | 8                                    | 0                                    | 29                     | 18.8                |
| Jun 8  | 1914          | 28                               | 2%                                 | 1                                   | 0                                    | 0                                    | 5:00p               | 127                                 | 10                                   | 2                                    | 29                     | 18.8                |
| Jun 9  | 1696          | 33                               | 2%                                 | 2                                   | 0                                    | 0                                    | 3:00p               | 102                                 | 11                                   | 0                                    | 29                     | 18.7                |
| Jun 10 | 938           | 13                               | 1%                                 | 0                                   | 0                                    | 0                                    | 5:30p               | 48                                  | 3                                    | 0                                    | 28                     | 18.3                |
| Jun 11 | 929           | 21                               | 2%                                 | 1                                   | 0                                    | 0                                    | 8:00p               | 55                                  | 2                                    | 0                                    | 29                     | 18.7                |
| Jun 12 | 1409          | 16                               | 1%                                 | 1                                   | 0                                    | 0                                    | 4:30p               | 48                                  | 1                                    | 0                                    | 28                     | 18.1                |
| Jun 13 | 1799          | 27                               | 2%                                 | 1                                   | 0                                    | 0                                    | 5:00p               | 116                                 | 9                                    | 3                                    | 29                     | 19.1                |
| Jun 14 | 1556          | 28                               | 2%                                 | 2                                   | 0                                    | 0                                    | 1:00p               | 76                                  | 4                                    | 0                                    | 28                     | 18.5                |
| Jun 15 | 1873          | 31                               | 2%                                 | 0                                   | 0                                    | 0                                    | 4:30p               | 129                                 | 8                                    | 0                                    | 29                     | 19                  |
| Jun 16 | 1602          | 28                               | 2%                                 | 2                                   | 0                                    | 0                                    | 2:30p               | 96                                  | 6                                    | 0                                    | 28                     | 18.2                |
| Jun 17 | 1111          | 17                               | 2%                                 | 1                                   | 0                                    | 0                                    | 4:30p               | 52                                  | 5                                    | 0                                    | 28                     | 18.6                |
| Jun 18 | 908           | 20                               | 2%                                 | 1                                   | 0                                    | 0                                    | 11:00p              | 46                                  | 2                                    | 0                                    | 28                     | 18.5                |
| Jun 19 | 1380          | 20                               | 1%                                 | 0                                   | 0                                    | 0                                    | 4:00p               | 66                                  | 1                                    | 0                                    | 28                     | 18.8                |
| Jun 20 | 1695          | 22                               | 1%                                 | 1                                   | 0                                    | 0                                    | 11:30p              | 82                                  | 5                                    | 2                                    | 28                     | 18.7                |
| Jun 21 | 1726          | 27                               | 2%                                 | 1                                   | 0                                    | 0                                    | 1:30p               | 117                                 | 6                                    | 0                                    | 29                     | 18.8                |
| Jun 22 | 1690          | 36                               | 2%                                 | 1                                   | 0                                    | 0                                    | 5:00p               | 92                                  | 8                                    | 0                                    | 28                     | 18.6                |
| Jun 23 | 1422          | 21                               | 2%                                 | 1                                   | 0                                    | 0                                    | 1:00p               | 75                                  | 4                                    | 0                                    | 28                     | 18.1                |
| Jun 24 | 1071          | 13                               | 1%                                 | 1                                   | 0                                    | 0                                    | 1:00p               | 58                                  | 4                                    | 1                                    | 28                     | 18.1                |
| Jun 25 | 943           | 19                               | 2%                                 | 2                                   | 0                                    | 0                                    | 3:30p               | 57                                  | 7                                    | 1                                    | 29                     | 18.6                |
| Jun 26 | 1489          | 20                               | 1%                                 | 2                                   | 0                                    | 0                                    | 12:30p              | 61                                  | 3                                    | 0                                    | 28                     | 18.1                |
| Jun 27 | 1584          | 11                               | 1%                                 | 0                                   | 0                                    | 0                                    | 2:30p               | 49                                  | 1                                    | 0                                    | 28                     | 18                  |
| Jun 28 | 1662          | 28                               | 2%                                 | 2                                   | 1                                    | 0                                    | 4:00p               | 105                                 | 10                                   | 1                                    | 29                     | 18.6                |
| Jun 29 | 1617          | 28                               | 2%                                 | 5                                   | 2                                    | 0                                    | 2:30p               | 130                                 | 14                                   | 1                                    | 29                     | 19                  |
| Jun 30 | 1423          | 25                               | 2%                                 | 2                                   | 0                                    | 0                                    | 5:00p               | 108                                 | 9                                    | 1                                    | 29                     | 18.9                |

# Charts Report



Sign# 400591

Street Moorehead Avenue

## SUMMARY TABLE 1/2 HOUR SEGMENT RECORDS

Serial # 400591

Street: Moorehead Avenue

Speed Limit: 25 MPH

| DATE   | Vehicle Count | Speeder Count based on Avg. Spd. | Speeder Count % Avg. Spd. | Speeders > 5 MPH based on Avg. Spd. | Speeders > 10 MPH based on Avg. Spd. | Speeders > 15 MPH based on Avg. Spd. | Fastest Time Period | Speeders > 5 MPH based on Peak Spd. | Speeders > 10 MPH based on Peak Spd. | Speeders > 15 MPH based on Peak Spd. | Daily 85th %tile Speed | Daily Average Speed |
|--------|---------------|----------------------------------|---------------------------|-------------------------------------|--------------------------------------|--------------------------------------|---------------------|-------------------------------------|--------------------------------------|--------------------------------------|------------------------|---------------------|
| Jun 1  | 440           | 119                              | 27%                       | 22                                  | 2                                    | 0                                    | 6:30p               | 53                                  | 9                                    | 2                                    | 30                     | 22.6                |
| Jun 2  | 413           | 77                               | 19%                       | 8                                   | 1                                    | 0                                    | 10:00p              | 28                                  | 2                                    | 0                                    | 29                     | 21.5                |
| Jun 3  | 440           | 96                               | 22%                       | 19                                  | 2                                    | 0                                    | 6:30p               | 47                                  | 5                                    | 0                                    | 30                     | 22                  |
| Jun 4  | 153           | 37                               | 24%                       | 4                                   | 0                                    | 0                                    | 2:30p               | 20                                  | 1                                    | 0                                    | 30                     | 21                  |
| Jun 5  | 353           | 78                               | 22%                       | 11                                  | 1                                    | 0                                    | 3:00p               | 37                                  | 4                                    | 0                                    | 30                     | 21.7                |
| Jun 6  | 489           | 95                               | 19%                       | 16                                  | 1                                    | 0                                    | 6:30p               | 44                                  | 6                                    | 0                                    | 29                     | 21.6                |
| Jun 7  | 449           | 116                              | 26%                       | 19                                  | 4                                    | 1                                    | 1:30p               | 56                                  | 8                                    | 2                                    | 30                     | 22.2                |
| Jun 8  | 495           | 128                              | 26%                       | 30                                  | 4                                    | 0                                    | 12:00a              | 63                                  | 9                                    | 0                                    | 30                     | 22.3                |
| Jun 9  | 378           | 82                               | 22%                       | 10                                  | 2                                    | 0                                    | 11:00p              | 39                                  | 4                                    | 0                                    | 29                     | 21.8                |
| Jun 10 | 196           | 45                               | 23%                       | 6                                   | 0                                    | 0                                    | 6:30p               | 18                                  | 2                                    | 0                                    | 30                     | 21.6                |
| Jun 11 | 167           | 40                               | 24%                       | 4                                   | 2                                    | 0                                    | 8:00p               | 17                                  | 4                                    | 0                                    | 29                     | 22.1                |
| Jun 12 | 310           | 68                               | 22%                       | 6                                   | 0                                    | 0                                    | 11:00p              | 24                                  | 2                                    | 0                                    | 29                     | 21.6                |
| Jun 13 | 465           | 114                              | 25%                       | 16                                  | 1                                    | 0                                    | 7:00p               | 54                                  | 8                                    | 2                                    | 30                     | 22.1                |
| Jun 14 | 404           | 90                               | 22%                       | 16                                  | 5                                    | 0                                    | 1:30p               | 48                                  | 12                                   | 1                                    | 30                     | 22.1                |
| Jun 15 | 529           | 138                              | 26%                       | 19                                  | 4                                    | 0                                    | 3:00p               | 75                                  | 9                                    | 1                                    | 30                     | 22.3                |
| Jun 16 | 369           | 105                              | 29%                       | 25                                  | 3                                    | 0                                    | 5:30p               | 56                                  | 9                                    | 2                                    | 31                     | 22.5                |
| Jun 17 | 202           | 42                               | 21%                       | 6                                   | 0                                    | 0                                    | 1:30p               | 16                                  | 2                                    | 0                                    | 30                     | 21.5                |
| Jun 18 | 138           | 25                               | 18%                       | 7                                   | 0                                    | 0                                    | 6:00p               | 13                                  | 4                                    | 0                                    | 28                     | 21.2                |
| Jun 19 | 321           | 102                              | 32%                       | 20                                  | 2                                    | 1                                    | 4:00p               | 50                                  | 8                                    | 1                                    | 31                     | 23.3                |
| Jun 20 | 444           | 131                              | 30%                       | 28                                  | 2                                    | 0                                    | 11:00p              | 64                                  | 11                                   | 1                                    | 30                     | 23.3                |
| Jun 21 | 457           | 125                              | 27%                       | 26                                  | 2                                    | 1                                    | 1:30p               | 65                                  | 11                                   | 1                                    | 30                     | 22.8                |
| Jun 22 | 410           | 124                              | 30%                       | 19                                  | 1                                    | 1                                    | 12:30a              | 51                                  | 7                                    | 1                                    | 30                     | 22.5                |
| Jun 23 | 331           | 84                               | 25%                       | 11                                  | 0                                    | 0                                    | 4:00p               | 34                                  | 5                                    | 1                                    | 30                     | 22.7                |
| Jun 24 | 181           | 32                               | 18%                       | 6                                   | 2                                    | 0                                    | 3:30p               | 14                                  | 4                                    | 0                                    | 28                     | 20.9                |
| Jun 25 | 169           | 41                               | 24%                       | 6                                   | 0                                    | 0                                    | 11:30p              | 13                                  | 0                                    | 0                                    | 29                     | 21.1                |
| Jun 26 | 315           | 86                               | 27%                       | 6                                   | 2                                    | 0                                    | 1:30p               | 32                                  | 4                                    | 1                                    | 30                     | 21.1                |
| Jun 27 | 421           | 96                               | 23%                       | 18                                  | 1                                    | 0                                    | 12:30p              | 37                                  | 5                                    | 0                                    | 29                     | 21.9                |
| Jun 28 | 414           | 123                              | 30%                       | 24                                  | 4                                    | 0                                    | 4:30p               | 55                                  | 9                                    | 1                                    | 30                     | 23.2                |
| Jun 29 | 457           | 136                              | 30%                       | 21                                  | 2                                    | 0                                    | 4:30p               | 62                                  | 7                                    | 2                                    | 30                     | 22.9                |
| Jun 30 | 304           | 108                              | 36%                       | 11                                  | 2                                    | 0                                    | 1:30p               | 46                                  | 3                                    | 2                                    | 31                     | 23.5                |

## Charts Report



Sign# 102278

Street New Dehaven Street

### SUMMARY TABLE 1/2 HOUR SEGMENT RECORDS

| Serial # 102278 |               | Street: New Dehaven Street       |                           |                                     |                                      |                                      |                     |                                     | Speed Limit: 25 MPH                  |                                      |                        |                     |  |
|-----------------|---------------|----------------------------------|---------------------------|-------------------------------------|--------------------------------------|--------------------------------------|---------------------|-------------------------------------|--------------------------------------|--------------------------------------|------------------------|---------------------|--|
| DATE            | Vehicle Count | Speeder Count based on Avg. Spd. | Speeder Count % Avg. Spd. | Speeders > 5 MPH based on Avg. Spd. | Speeders > 10 MPH based on Avg. Spd. | Speeders > 15 MPH based on Avg. Spd. | Fastest Time Period | Speeders > 5 MPH based on Peak Spd. | Speeders > 10 MPH based on Peak Spd. | Speeders > 15 MPH based on Peak Spd. | Daily 85th %tile Speed | Daily Average Speed |  |
| Jun 1           | 670           | 418                              | 62%                       | 150                                 | 34                                   | 6                                    | 1:00p               | 265                                 | 62                                   | 9                                    | 34                     | 26.8                |  |
| Jun 2           | 619           | 417                              | 67%                       | 146                                 | 25                                   | 4                                    | 10:00p              | 271                                 | 54                                   | 7                                    | 34                     | 27.2                |  |
| Jun 3           | 251           | 189                              | 75%                       | 87                                  | 24                                   | 3                                    | 10:30p              | 137                                 | 38                                   | 8                                    | 36                     | 28.6                |  |
| Jun 4           | 198           | 153                              | 77%                       | 66                                  | 14                                   | 2                                    | 2:00p, 6:30p        | 100                                 | 28                                   | 6                                    | 35                     | 28.7                |  |
| Jun 5           | 653           | 423                              | 65%                       | 152                                 | 30                                   | 5                                    | 1:00p               | 270                                 | 65                                   | 9                                    | 34                     | 27                  |  |
| Jun 6           | 718           | 483                              | 67%                       | 213                                 | 36                                   | 6                                    | 1:00p               | 335                                 | 97                                   | 14                                   | 35                     | 27.5                |  |
| Jun 7           | 633           | 406                              | 64%                       | 141                                 | 26                                   | 4                                    | 1:30p               | 258                                 | 60                                   | 9                                    | 34                     | 26.8                |  |
| Jun 8           | 607           | 434                              | 72%                       | 173                                 | 42                                   | 7                                    | 1:30p               | 281                                 | 82                                   | 13                                   | 35                     | 27.8                |  |
| Jun 9           | 616           | 411                              | 67%                       | 166                                 | 24                                   | 1                                    | 2:30p               | 278                                 | 71                                   | 4                                    | 35                     | 27.3                |  |
| Jun 10          | 261           | 199                              | 76%                       | 99                                  | 25                                   | 4                                    | 1:00p               | 136                                 | 49                                   | 7                                    | 36                     | 28.6                |  |
| Jun 11          | 187           | 140                              | 75%                       | 71                                  | 21                                   | 4                                    | 6:30p, 9:30p        | 100                                 | 37                                   | 8                                    | 36                     | 28.9                |  |
| Jun 12          | 587           | 324                              | 55%                       | 106                                 | 13                                   | 1                                    | 7:30p               | 206                                 | 34                                   | 4                                    | 33                     | 25.7                |  |
| Jun 13          | 636           | 407                              | 64%                       | 141                                 | 27                                   | 3                                    | 4:30p               | 246                                 | 60                                   | 7                                    | 34                     | 26.9                |  |
| Jun 14          | 637           | 434                              | 68%                       | 159                                 | 24                                   | 2                                    | 12:30a              | 273                                 | 57                                   | 7                                    | 34                     | 27.2                |  |
| Jun 15          | 669           | 457                              | 68%                       | 182                                 | 32                                   | 1                                    | 1:00p               | 309                                 | 77                                   | 6                                    | 35                     | 27.5                |  |
| Jun 16          | 544           | 344                              | 63%                       | 130                                 | 23                                   | 1                                    | 5:00p               | 220                                 | 54                                   | 4                                    | 35                     | 26.7                |  |
| Jun 17          | 238           | 164                              | 69%                       | 78                                  | 15                                   | 2                                    | 8:00p               | 119                                 | 33                                   | 4                                    | 35                     | 28                  |  |
| Jun 18          | 182           | 138                              | 76%                       | 76                                  | 21                                   | 3                                    | 11:30p              | 105                                 | 36                                   | 7                                    | 36                     | 29.2                |  |
| Jun 19          | 581           | 369                              | 64%                       | 145                                 | 28                                   | 1                                    | 3:30p               | 255                                 | 56                                   | 3                                    | 34                     | 26.9                |  |
| Jun 20          | 636           | 430                              | 68%                       | 159                                 | 31                                   | 4                                    | 5:00p               | 297                                 | 65                                   | 11                                   | 35                     | 27.3                |  |
| Jun 21          | 654           | 409                              | 63%                       | 142                                 | 19                                   | 5                                    | 1:30p               | 262                                 | 59                                   | 7                                    | 34                     | 26.9                |  |
| Jun 22          | 618           | 402                              | 65%                       | 174                                 | 32                                   | 6                                    | 1:00p               | 286                                 | 71                                   | 11                                   | 35                     | 27.3                |  |
| Jun 23          | 533           | 317                              | 60%                       | 121                                 | 19                                   | 2                                    | 2:30p, 4:00p        | 217                                 | 46                                   | 3                                    | 34                     | 26.7                |  |
| Jun 24          | 244           | 180                              | 74%                       | 105                                 | 26                                   | 4                                    | 1:00p               | 136                                 | 40                                   | 6                                    | 36                     | 28.9                |  |
| Jun 25          | 176           | 125                              | 71%                       | 69                                  | 13                                   | 0                                    | 7:00p               | 94                                  | 25                                   | 0                                    | 36                     | 27                  |  |
| Jun 26          | 635           | 382                              | 60%                       | 144                                 | 24                                   | 1                                    | 1:00p               | 228                                 | 53                                   | 5                                    | 34                     | 25.6                |  |
| Jun 27          | 675           | 382                              | 57%                       | 124                                 | 15                                   | 6                                    | 9:30p, 10:00p       | 249                                 | 35                                   | 10                                   | 34                     | 24.8                |  |
| Jun 28          | 638           | 430                              | 67%                       | 181                                 | 33                                   | 3                                    | 8:30p               | 292                                 | 78                                   | 9                                    | 35                     | 27.6                |  |
| Jun 29          | 637           | 443                              | 70%                       | 158                                 | 37                                   | 5                                    | 1:00p               | 295                                 | 68                                   | 12                                   | 35                     | 27.4                |  |
| Jun 30          | 551           | 372                              | 68%                       | 159                                 | 40                                   | 6                                    | 11:30p              | 253                                 | 73                                   | 13                                   | 35                     | 27.5                |  |

Filter statement

Filters **Days in Alarm DateTime** 6/1/23 to 6/30/23 | **Is Active** true

Incident List by Incident Number

| Incident Date | Incident Number | Alarm Dispatch | Incident Type                                      |
|---------------|-----------------|----------------|--|
| 6/1/23        | F2313930        | 12:42          | Failure of Compressor to maintain Dry System       |
|               | F2313948        | 14:20          | Leak in dry sprinkler system                       |
|               | F2314002        | 23:03          | False Call, unfounded                              |
| 6/2/23        | F2314113        | 17:12          | Vehicle involved in accident                       |
| 6/3/23        | F2314145        | 06:42          | Vehicle involved in accident                       |
| 6/5/23        | F2314273        | 04:50          | Extrication of victim(s) from vehicle              |
|               | F2314306        | 08:37          | False alarm, Set off by workers                    |
| 6/7/23        | F2314652        | 09:30          | System malfunction due to change in water pressure |
| 6/16/23       | F2315582        | 12:29          | Fire Officer Investigation                         |
| 6/17/23       | F2315669        | 12:09          | Smoke detector activation due to malfunction       |
|               | F2315677        | 13:52          | System malfunction due to faulty system equipment  |
|               | F2315708        | 19:33          | Search for person in water                         |
| 6/18/23       | F2315751        | 13:51          | Cooking fire, confined to room of origin           |
| 6/20/23       | F2315967        | 17:10          | Smoke or odor removal                              |
| 6/22/23       | F2316166        | 12:55          | Smoke detector activation, no fire - unintentional |
|               | F2316176        | 13:24          | Smoke detector activation due to malfunction       |
|               | F2316202        | 16:00          | Vehicle involved in accident                       |
|               | F2316210        | 17:56          | Smoke scare, odor of smoke                         |
| 6/23/23       | F2316326        | 17:46          | Vehicle involved in accident                       |
| 6/24/23       | F2316367        | 01:05          | System malfunction due to faulty system equipment  |
|               | F2316381        | 06:52          | System activation due to other mechanical failure  |
| 6/25/23       | F2316474        | 01:45          | False alarm or false call, other                   |
| 6/26/23       | F2316678        | 18:13          | False alarm, Set off by workers                    |
| 6/28/23       | F2316988        | 12:16          | Building fire                                      |
| 6/29/23       | F2317126        | 11:36          | Sprinkler activation due to malfunction            |
| 6/30/23       | F2317253        | 11:24          | False alarm, Set off by workers                    |
|               | F2317302        | 20:01          | Vehicle involved in accident                       |

Filter statement

Filters **Days In Alarm DateTime** 6/1/23 to 6/30/23 | **Is Active** true

Total Number of Incidents

# of unique Incident Number  
**27**

---

Average Unit Response Time from Dispatch to Arriva...

All Units Total Incidents Time

AVG Incident Response Time Alarm ...

**0h:10m**

All Unit's Total Time Dispatch to Clear

**35h:26m**

---



Filter statement

Filters Days in Alarm DateTime 6/1/23 to 6/30/23 | Is Active true

Incidents by Type

| Incident Type                                      | Incident Type Code | Total Incident Count | Contribution to # of unique Incident Type |
|--|--------------------|----------------------|---|
| Building fire                                      | 111                | 1                    | 100.00%                                   |
| Cooking fire, confined to room of origin           | 1131               | 1                    | 100.00%                                   |
| Extrication of victim(s) from vehicle              | 352                | 1                    | 100.00%                                   |
| Failure of Compressor to maintain Dry System       | 7313               | 1                    | 100.00%                                   |
| False Call, unfounded                              | 7003               | 1                    | 100.00%                                   |
| False alarm or false call, other                   | 700                | 1                    | 100.00%                                   |
| False alarm, Set off by workers                    | 7001               | 3                    | 100.00%                                   |
| Fire Officer Investigation                         | 9001               | 1                    | 100.00%                                   |
| Leak in dry sprinkler system                       | 7312               | 1                    | 100.00%                                   |
| Search for person in water                         | 342                | 1                    | 100.00%                                   |
| Smoke detector activation due to malfunction       | 733                | 2                    | 100.00%                                   |
| Smoke detector activation, no fire - unintentional | 743                | 1                    | 100.00%                                   |
| Smoke or odor removal                              | 531                | 1                    | 100.00%                                   |
| Smoke scare, odor of smoke                         | 651                | 1                    | 100.00%                                   |
| Sprinkler activation due to malfunction            | 731                | 1                    | 100.00%                                   |
| System activation due to other mechanical failure  | 7401               | 1                    | 100.00%                                   |
| System malfunction due to change in water pressure | 7301               | 1                    | 100.00%                                   |
| System malfunction due to faulty system equipment  | 7302               | 2                    | 100.00%                                   |
| Vehicle involved in accident                       | 6003               | 5                    | 100.00%                                   |

## Incident List by Incident Number

| Incident Date | Incident Number | Alarm Dispatch | Incident Type                                      | Unit Total Time Dispatch To Clear |
|---------------|-----------------|----------------|--|-----------------------------------|
| 6/1/23        | F2313930        | 12:42          | Failure of Compressor to maintain Dry System       | 00h:13m:06s                       |
|               | F2313948        | 14:20          | Leak in dry sprinkler system                       | 00h:02m:24s                       |
|               | F2314002        | 23:03          | False Call, unfounded                              | 00h:36m:23s                       |
| 6/2/23        | F2314113        | 17:12          | Vehicle involved in accident                       | 00h:32m:33s                       |
| 6/3/23        | F2314145        | 06:42          | Vehicle involved in accident                       | 00h:44m:16s                       |
| 6/5/23        | F2314273        | 04:50          | Extrication of victim(s) from vehicle              | 01h:01m:06s                       |
|               | F2314306        | 08:37          | False alarm, Set off by workers                    | 00h:27m:43s                       |
| 6/7/23        | F2314652        | 09:30          | System malfunction due to change in water pressure | 00h:12m:56s                       |
| 6/16/23       | F2315582        | 12:29          | Fire Officer Investigation                         | 00h:25m:04s                       |
| 6/17/23       | F2315669        | 12:09          | Smoke detector activation due to malfunction       | 00h:16m:22s                       |
|               | F2315677        | 13:52          | System malfunction due to faulty system equipment  | 01h:10m:18s                       |
|               | F2315708        | 19:33          | Search for person in water                         | 00h:37m:23s                       |
| 6/18/23       | F2315751        | 13:51          | Cooking fire, confined to room of origin           | 01h:06m:15s                       |
| 6/20/23       | F2315967        | 17:10          | Smoke or odor removal                              | 00h:09m:30s                       |
| 6/22/23       | F2316166        | 12:55          | Smoke detector activation, no fire - unintentional | 00h:14m:46s                       |
|               | F2316176        | 13:24          | Smoke detector activation due to malfunction       | 00h:06m:39s                       |
|               | F2316202        | 16:00          | Vehicle involved in accident                       | 00h:14m:39s                       |
|               | F2316210        | 17:56          | Smoke scare, odor of smoke                         | 00h:08m:39s                       |
| 6/23/23       | F2316326        | 17:46          | Vehicle involved in accident                       | 01h:55m:23s                       |
| 6/24/23       | F2316367        | 01:05          | System malfunction due to faulty system equipment  | 00h:29m:49s                       |
|               | F2316381        | 06:52          | System activation due to other mechanical failure  | 00h:20m:06s                       |
| 6/25/23       | F2316474        | 01:45          | False alarm or false call, other                   | 00h:14m:49s                       |
| 6/26/23       | F2316678        | 18:13          | False alarm, Set off by workers                    | 00h:14m:35s                       |
| 6/28/23       | F2316988        | 12:16          | Building fire                                      | 00h:19m:10s                       |
| 6/29/23       | F2317126        | 11:36          | Sprinkler activation due to malfunction            | 00h:33m:23s                       |
| 6/30/23       | F2317253        | 11:24          | False alarm, Set off by workers                    | 00h:09m:17s                       |
|               | F2317302        | 20:01          | Vehicle involved in accident                       | 00h:49m:03s                       |

## Incidents by Type

| Incident Type                                      | Incident Type Code | Total Incident Count | Contribution to # of unique Incident Type |
|--|--------------------|----------------------|---|
| Building fire                                      | 111                | 1                    | 100.00%                                   |
| Cooking fire, confined to room of origin           | 1131               | 1                    | 100.00%                                   |
| Extrication of victim(s) from vehicle              | 352                | 1                    | 100.00%                                   |
| Failure of Compressor to maintain Dry System       | 7313               | 1                    | 100.00%                                   |
| False Call, unfounded                              | 7003               | 1                    | 100.00%                                   |
| False alarm or false call, other                   | 700                | 1                    | 100.00%                                   |
| False alarm, Set off by workers                    | 7001               | 3                    | 100.00%                                   |
| Fire Officer Investigation                         | 9001               | 1                    | 100.00%                                   |
| Leak in dry sprinkler system                       | 7312               | 1                    | 100.00%                                   |
| Search for person in water                         | 342                | 1                    | 100.00%                                   |
| Smoke detector activation due to malfunction       | 733                | 2                    | 100.00%                                   |
| Smoke detector activation, no fire - unintentional | 743                | 1                    | 100.00%                                   |
| Smoke or odor removal                              | 531                | 1                    | 100.00%                                   |
| Smoke scare, odor of smoke                         | 651                | 1                    | 100.00%                                   |
| Sprinkler activation due to malfunction            | 731                | 1                    | 100.00%                                   |
| System activation due to other mechanical failure  | 7401               | 1                    | 100.00%                                   |
| System malfunction due to change in water pressure | 7301               | 1                    | 100.00%                                   |
| System malfunction due to faulty system equipment  | 7302               | 2                    | 100.00%                                   |
| Vehicle Involved In accident                       | 6003               | 5                    | 100.00%                                   |


## 2\_Station Reports Personnel Jul 5, 2023 1:13:23 PM [Fire Incidents](#)

---

Filter statement

Filters **Days In Alarm DateTIme** 6/1/23 to 6/30/23 | **Is Active** true | **Is Locked** Exclude: false

### WEST CONSHOHOCKEN - STATION 39 PERSONNEL INCIDENT RESPONSE

| Last Name    | Unit Personnel First Name  | Number of Incidents |
|--------------|---|---------------------|
| Catagnus     | Joe   | 7                   |
| Condello     | Albert  | 7                   |
| Costello     | Danny   | 5                   |
| Cyphers      | Karen   | 1                   |
| Fink         | John  | 4                   |
|              | Dorothy   | 2                   |
| Frankenfield | Jennifer  | 1                   |
|              | Dennis  | 11                  |
|              | David   | 15                  |
|              | Dave  | 16                  |
| Gilmore      | Shawn   | 8                   |
|              | Kevin   | 1                   |
| Mower        | William   | 6                   |
| Reese        | Tina  | 6                   |
| Rockett      | Robert  | 10                  |
|              | Mike  | 4                   |
| Saro         | Jason   | 11                  |
| Scarlett     | Kelli   | 1                   |
| TRYNKIEWICZ  | PETER   | 5                   |
| Vanfossen    | Paul  | 5                   |
| Walls        | Robert  | 2                   |
| Watson       | Joe   | 19                  |

Filter statement


Filters **Is Locked true** | **Alarm Date Range 6/1/23 to 6/30/23** | **Is Active true**

# Fire Incident Count

Count of Total Incidents

Count of Incidents  
**27**

Incident Count by Month

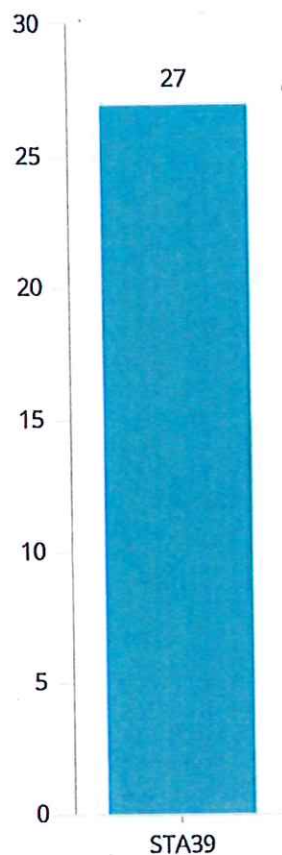


# 3\_GCFC Fire Incident Count Jul 5, 2023 1:14:10 PM [Fire Incidents](#)

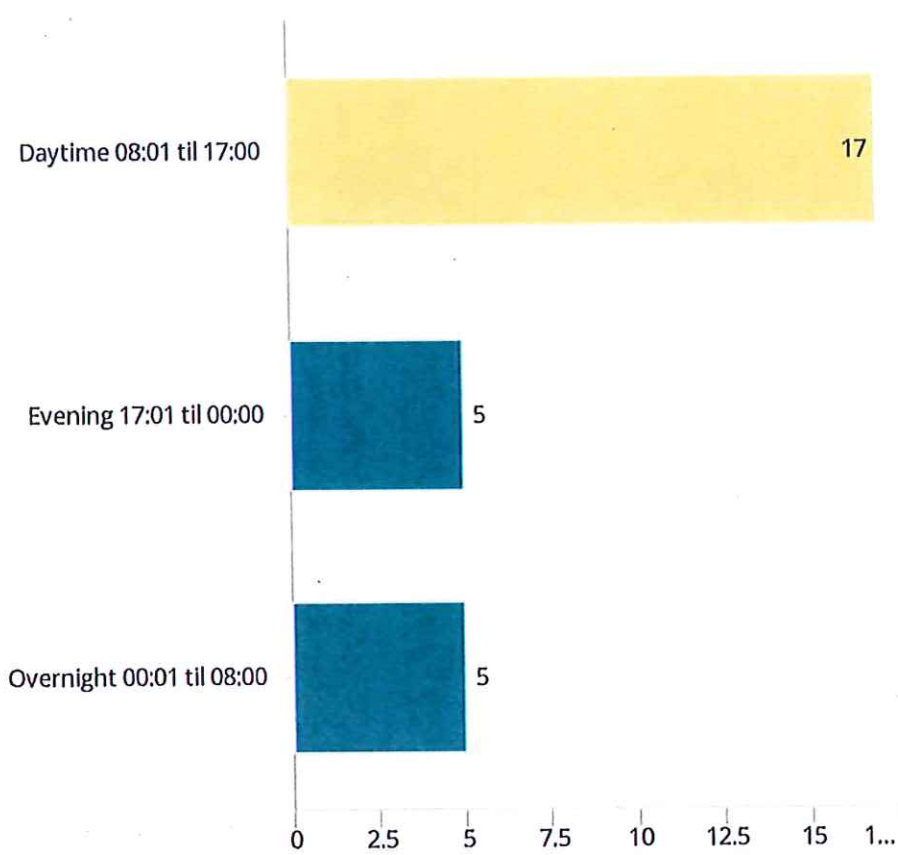
Filter statement

Filters **Is Locked true** | **Alarm Date Range 6/1/23 to 6/30/23** | **Is Active true**

Incident Count by Stati...



Incident Count by Shift



3\_GCFC Fire Incident Count Jul 5, 2023 1:14:10 PM [Fire Incidents](#)

---

Filter statement

Filters **Is Locked true** | **Alarm Date Range 6/1/23 to 6/30/23** | **Is Active true**

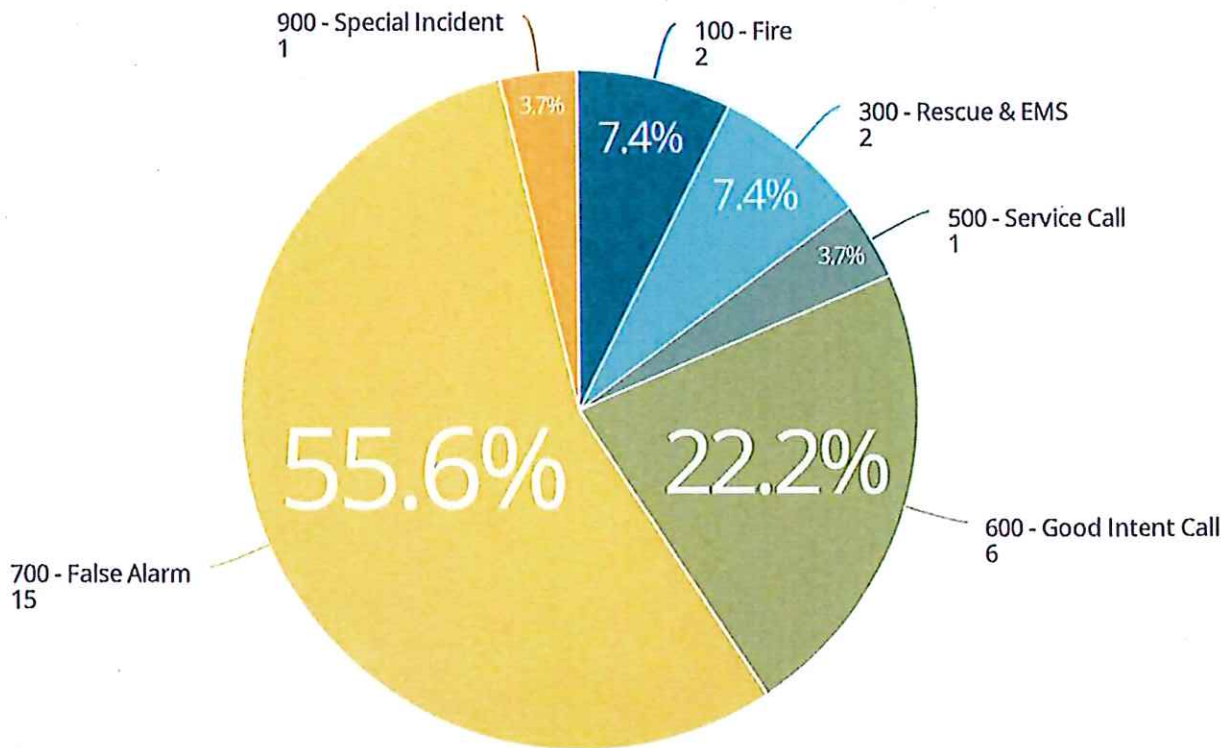
Count of Incident Responses

| Station            | Shift              | Unit Name        | Count of Incidents |  |
|--------------------|--------------------|------------------|--------------------|--|
|                    |                    |                  | 2023               | Grand Total <span style="font-size: small;">↓</span> |
| STA39              |                    | STA39            | 12                 | 12   |
|                    |                    | QT39             | 9                  | 9  |
|                    |                    | FM38-1           | 5                  | 5  |
|                    |                    | CH39             | 4                  | 4  |
|                    |                    | SD39             | 4                  | 4  |
|                    |                    | AC39-1           | 3                  | 3  |
|                    |                    | AC39-2           | 2                  | 2  |
|                    |                    | ER39             | 1                  | 1  |
|                    |                    | FM38             | 1                  | 1  |
|                    |                    | CAR39            | 1                  | 1  |
|                    |                    | 17               | 17                 |  |
|                    |                    | SD39             | 3                  | 3  |
|                    |                    | STA39            | 2                  | 2  |
|                    |                    | CH39             | 2                  | 2  |
|                    |                    | QT39             | 2                  | 2  |
|                    |                    | COMPANY BUSINESS | 1                  | 1  |
|                    |                    | AC39-2           | 1                  | 1  |
|                    |                    | 5                | 5                  |  |
|                    |                    | QT39             | 2                  | 2  |
|                    |                    | AC39-1           | 2                  | 2  |
|                    |                    | CH39             | 2                  | 2  |
|                    |                    | SD39             | 2                  | 2  |
|                    |                    | AC39-2           | 2                  | 2  |
|                    |                    | STA39            | 2                  | 2  |
|                    |                    | AC39-3           | 1                  | 1  |
|                    |                    | 5                | 5                  |  |
|                    | <b>STA39 Total</b> |                  |                    | <b>27</b>  |
| <b>Grand Total</b> |                    |                  | <b>27</b>          | <b>27</b>  |

Filter statement

Filters Is Locked true | Alarm Date Range 6/1/23 to 6/30/23 | Is Active true

Percent of Incident Responses by Incident Type





Filter statement

Filters **Alarm Date Range** 6/1/23 to 6/30/23 | **Is Active** true

# Fire Incident Types

Count of Total Incidents

Incident Number: **27**

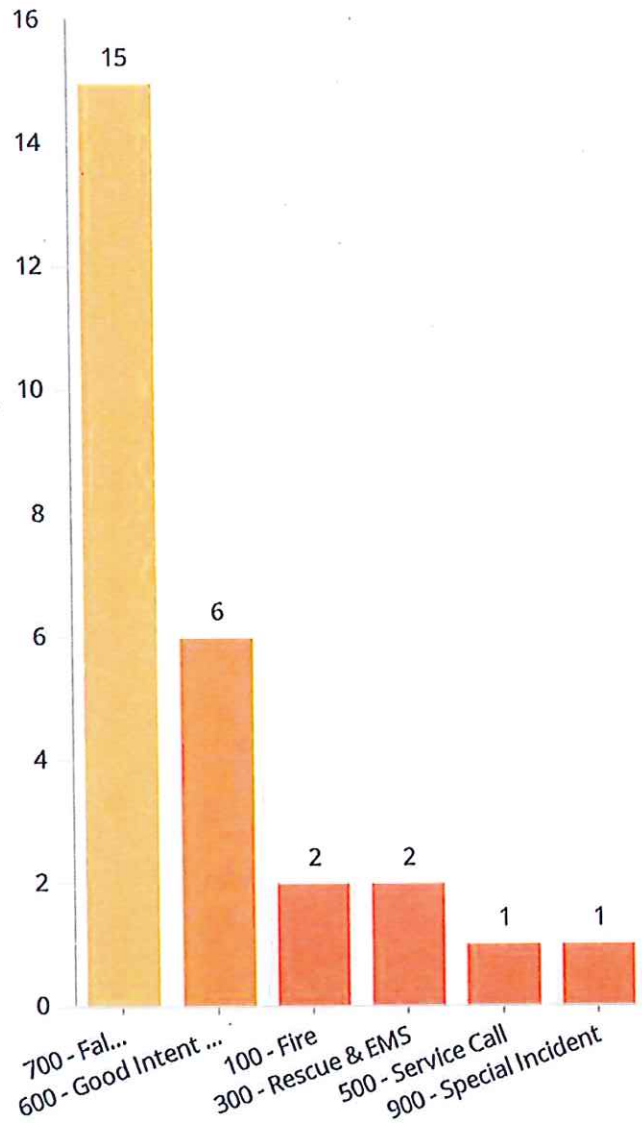
---

# 4\_Fire Incident Types Jul 5, 2023 1:17:46 PM Fire Incidents

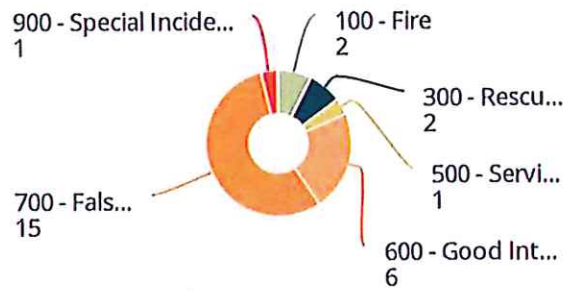
Filter statement

Filters **Alarm Date Range** 6/1/23 to 6/30/23 | **Is Active** true

Count of Incidents by Incident Type Group and Year



Percentage of Incident Type Group



## 4\_Fire Incident Types Jul 5, 2023 1:17:46 PM Fire Incidents

Filter statement

Filters **Alarm Date Range** 6/1/23 to 6/30/23 | **Is Active** true

### Count of Incidents by Type

| Incident Type Group                 | Incident Type                                      | Incident Type Code | Count of I |   |
|-------------------------------------|--|--------------------|------------|---|
|                                     |  |                    | 06/2023    | G |
| 100 - Fire                          | Building fire                                      | 111                | 1          |   |
|                                     | Cooking fire, confined to room of origin           | 1131               | 1          |   |
| <b>100 - Fire Total</b>             |  |                    | 2          |   |
| 300 - Rescue & EMS                  | Extrication of victim(s) from vehicle              | 352                | 1          |   |
|                                     | Search for person in water                         | 342                | 1          |   |
| <b>300 - Rescue &amp; EMS Total</b> |  |                    | 2          |   |
| 500 - Service Call                  | Smoke or odor removal                              | 531                | 1          |   |
| 600 - Good Intent Call              | Smoke scare, odor of smoke                         | 651                | 1          |   |
|                                     | Vehicle involved in accident                       | 6003               | 5          |   |
| <b>600 - Good Intent Call Total</b> |  |                    | 6          |   |
| 700 - False Alarm                   | Failure of Compressor to maintain Dry System       | 7313               | 1          |   |
|                                     | False alarm or false call, other                   | 700                | 1          |   |
|                                     | False alarm, Set off by workers                    | 7001               | 3          |   |
|                                     | False Call, unfounded                              | 7003               | 1          |   |
|                                     | Leak in dry sprinkler system                       | 7312               | 1          |   |
|                                     | Smoke detector activation due to malfunction       | 733                | 2          |   |
|                                     | Smoke detector activation, no fire - unintentional | 743                | 1          |   |
|                                     | Sprinkler activation due to malfunction            | 731                | 1          |   |
|                                     | System activation due to other mechanical failure  | 7401               | 1          |   |
|                                     | System malfunction due to change in water pressure | 7301               | 1          |   |
|                                     | System malfunction due to faulty system equipment  | 7302               | 2          |   |
| <b>700 - False Alarm Total</b>      |  |                    | 15         |   |
| 900 - Special Incident              | Fire Officer Investigation                         | 9001               | 1          |   |
| <b>Grand Total</b>                  |  |                    | 27         |   |

Filter statement

Filters **Alarm Date Range** 6/1/23 to 6/30/23 | **Is Active** true

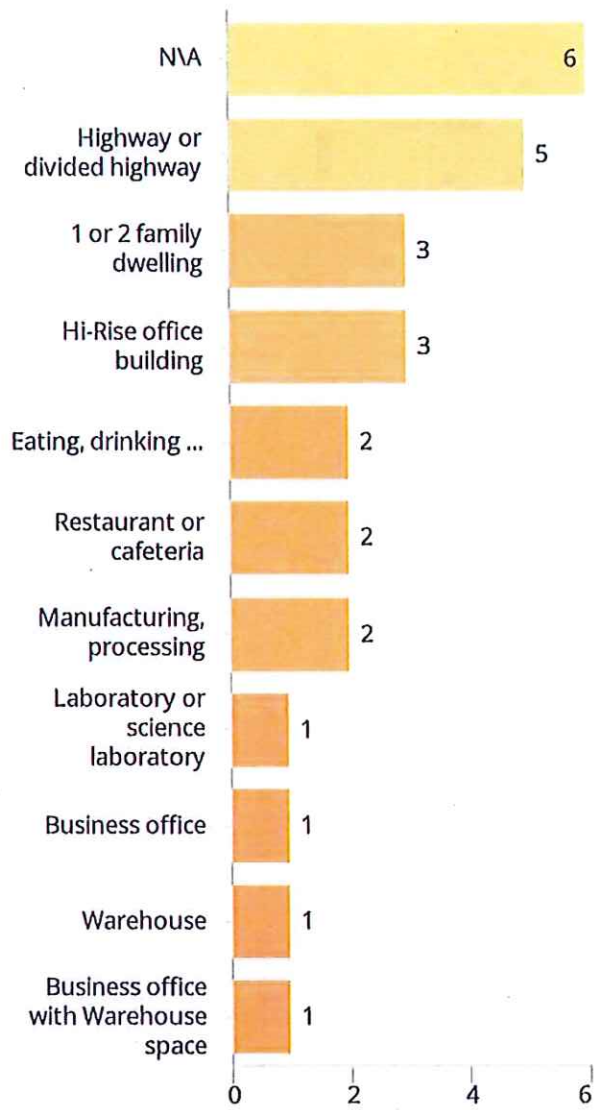
# Fire Index

| Alarm Handling ...                         | Dispatch Notifie...                     | Turnout Time                               | Unit Travel Time                           | Response Time                              |
|--|---|--|--|--|
| 90th Percentile PSAP ...<br><b>01m:00s</b> | 90th Percentile Dispa...<br><b>#N/A</b> | 90th Percentile Unit ...<br><b>06m:38s</b> | 90th Percentile Trave...<br><b>08m:00s</b> | 90th Percentile Unit ...<br><b>11m:11s</b> |
| Avg PSAP Alarm... 02m:37s                  | Average Dispatch T... #N/A              | PSAP Unit Turn... 02m:15s                  | Dispatch Travel... 03m:48s                 | Avg Unit Total ... 06m:04s                 |

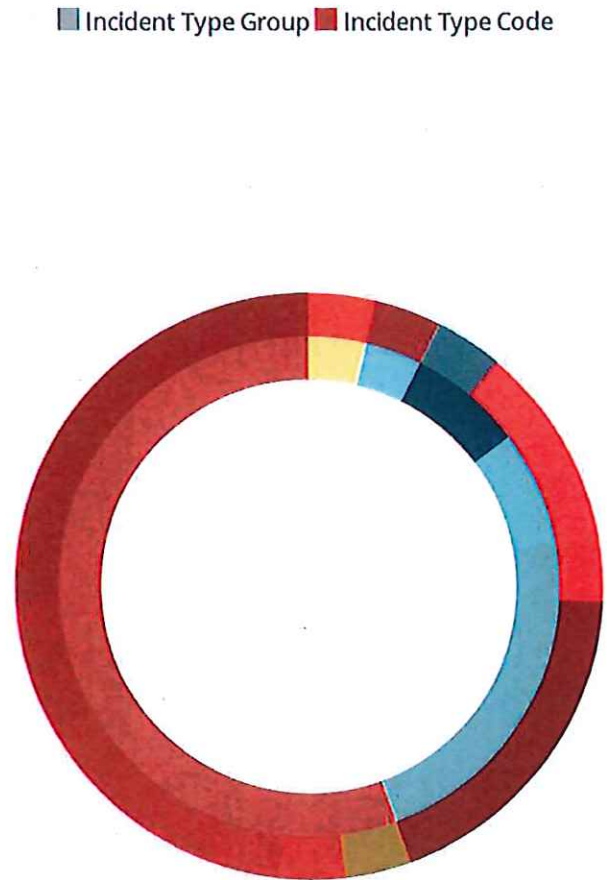
Filter statement

Filters Alarm Date Range 6/1/23 to 6/30/23 | Is Active true

Property Use by Category



Percent of Incident Responses by Incident Type



Filter statement


Filters **Alarm Date Range** 6/1/23 to 6/30/23 | **Is Active** true

Incident Details

| Incident Number | Incident Type                                      | Property Use                           |
|-----------------|--|--|
| F2313930        | Failure of Compressor to maintain Dry System       | Hi-Rise office building                |
| F2313948        | Leak in dry sprinkler system                       | Hi-Rise office building                |
| F2314002        | False Call, unfounded                              | Manufacturing, processing              |
| F2314113        | Vehicle involved in accident                       | N/A                                    |
| F2314145        | Vehicle involved in accident                       | Highway or divided highway             |
| F2314273        | Extrication of victim(s) from vehicle              | Highway or divided highway             |
| F2314306        | False alarm, Set off by workers                    | Business office with Warehouse space   |
| F2314652        | System malfunction due to change in water pressure | Warehouse                              |
| F2315582        | Fire Officer Investigation                         | Manufacturing, processing              |
| F2315669        | Smoke detector activation due to malfunction       | 1 or 2 family dwelling                 |
| F2315677        | System malfunction due to faulty system equipment  | Hi-Rise office building                |
| F2315708        | Search for person in water                         | N/A                                    |
| F2315751        | Cooking fire, confined to room of origin           | N/A                                    |
| F2315967        | Smoke or odor removal                              | N/A                                    |
| F2316166        | Smoke detector activation, no fire - unintentional | Eating, drinking places with Apartment |
| F2316176        | Smoke detector activation due to malfunction       | Eating, drinking places with Apartment |
| F2316202        | Vehicle involved in accident                       | Highway or divided highway             |
| F2316210        | Smoke scare, odor of smoke                         | 1 or 2 family dwelling                 |
| F2316326        | Vehicle involved in accident                       | Highway or divided highway             |
| F2316367        | System malfunction due to faulty system equipment  | Restaurant or cafeteria                |
| F2316381        | System activation due to other mechanical failure  | Restaurant or cafeteria                |
| F2316474        | False alarm or false call, other                   | N/A                                    |
| F2316678        | False alarm, Set off by workers                    | 1 or 2 family dwelling                 |
| F2316988        | Building fire                                      | N/A                                    |
| F2317126        | Sprinkler activation due to malfunction            | Laboratory or science laboratory       |
| F2317253        | False alarm, Set off by workers                    | Business office                        |
| F2317302        | Vehicle involved in accident                       | Highway or divided highway             |

Filter statement

Filters      **Alarm Date Range** 6/1/23 to 6/30/23 | **Is Active** true





Previous Month v Jun 1, 2023 - Jun 30, 2023 v

02:15

MM:SS  
Average Turnout Time

58%

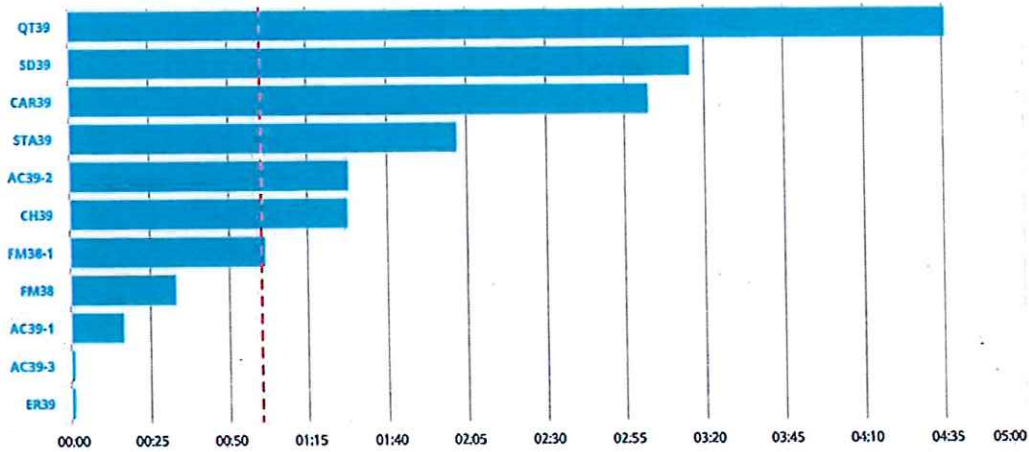
Of Responses  
Turnout Time < 01:00

25

Incidents  
In Selected Time Slice

30

DAYS  
In Selected Time Slice



|                  | Counts | % Rows | % Columns | % All |               |               |               |               |               |               |               |       |
|------------------|--------|--------|-----------|-------|---------------|---------------|---------------|---------------|---------------|---------------|---------------|-------|
|                  |        |        |           |       | 00:00 - 00:29 | 00:30 - 00:59 | 01:00 - 01:29 | 01:30 - 01:59 | 02:00 - 02:59 | 03:00 - 04:59 | 05:00 - 09:59 | Total |
| AC39-1           |        | 4      |           | 1     |               |               |               |               |               |               |               | 5     |
| AC39-2           |        | 4      |           |       |               |               |               |               |               |               | 1             | 5     |
| AC39-3           |        | 1      |           |       |               |               |               |               |               |               |               | 1     |
| CAR39            |        |        |           |       |               |               |               |               |               | 1             |               | 1     |
| CH39             |        | 6      |           |       |               |               |               |               |               | 1             | 1             | 8     |
| COMPANY BUSINESS |        |        |           |       |               |               |               |               |               |               |               |       |
| ER39             |        | 1      |           |       |               |               |               |               |               |               |               | 1     |
| FM38             |        |        |           | 1     |               |               |               |               |               |               |               | 1     |
| FM38-1           |        | 2      |           | 2     |               |               |               |               |               | 1             |               | 5     |
| QT39             |        | 1      |           |       |               |               |               |               |               | 5             | 5             | 11    |
| SD39             |        | 2      |           | 2     |               |               |               |               |               | 1             | 2             | 7     |
| STA39            |        | 1      |           | 2     |               |               | 1             |               |               |               | 1             | 5     |
| Total            |        | 22     |           | 7     |               |               | 2             |               |               | 9             | 10            | 50    |
| Exceptions       |        |        |           |       |               |               |               |               |               |               |               | 16    |





Previous Month v

Jun 1, 2023 - Jun 30, 2023 v

02:26

MM:SS  
Average First Apparatus Turnout Time

06:48

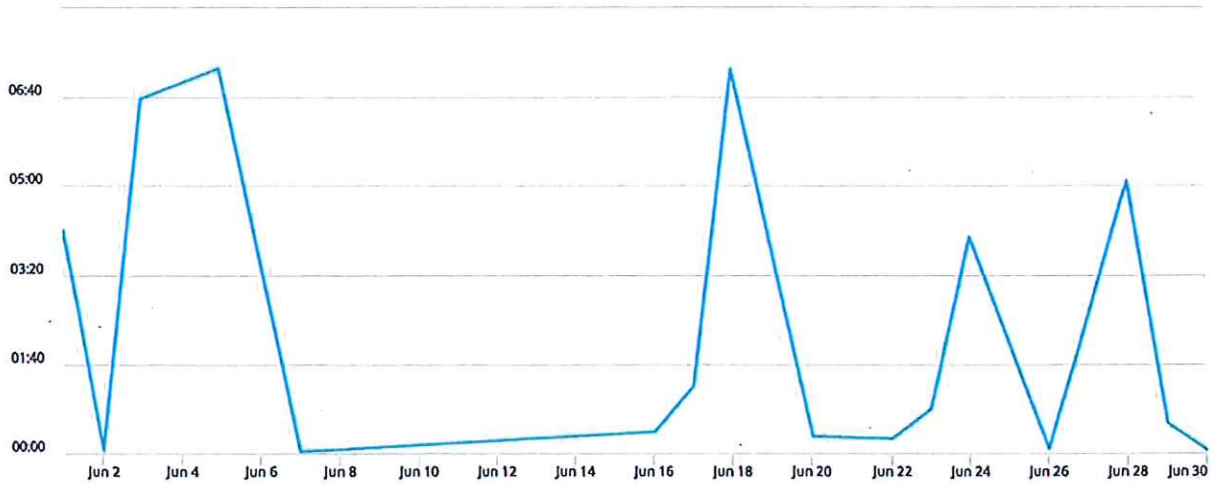
MM:SS  
90th Percentile First Apparatus Turnout Time

30

DAYS  
In Selected Time Slice

25

INCIDENTS  
In Selected Time Slice



| Counts        | % Rows   | % Columns | % All    |          |          |        |         |         |         |        |         |         |         |           |
|---------------|----------|-----------|----------|----------|----------|--------|---------|---------|---------|--------|---------|---------|---------|-----------|
| Week Ending   | 6/4/23   | 6/11/23   | 6/18/23  | 6/25/23  | 7/2/23   | 7/9/23 | 7/16/23 | 7/23/23 | 7/30/23 | 8/6/23 | 8/13/23 | 8/20/23 | 8/27/23 | Total     |
| 00:00 - 00:29 | 1        | 1         | 3        | 3        | 3        |        |         |         |         |        |         |         |         | 11        |
| 00:30 - 00:59 | 1        |           |          | 2        | 1        |        |         |         |         |        |         |         |         | 4         |
| 01:00 - 01:29 |          |           |          | 1        |          |        |         |         |         |        |         |         |         | 1         |
| 01:30 - 01:59 |          |           |          |          |          |        |         |         |         |        |         |         |         |           |
| 02:00 - 02:59 |          |           |          |          |          |        |         |         |         |        |         |         |         |           |
| 03:00 - 04:59 |          | 1         | 1        |          |          |        |         |         |         |        |         |         |         | 2         |
| 05:00 - 09:59 | 3        | 1         | 1        | 1        | 1        |        |         |         |         |        |         |         |         | 7         |
| <b>Total</b>  | <b>5</b> | <b>3</b>  | <b>5</b> | <b>7</b> | <b>5</b> |        |         |         |         |        |         |         |         | <b>25</b> |
| Exceptions    |          |           |          |          |          |        |         |         |         |        |         |         |         | 2         |



Previous Month ▾

Jun 1, 2023 - Jun 30, 2023 ▾

100%

FIRE  
Percentage of Total Incidents

0%

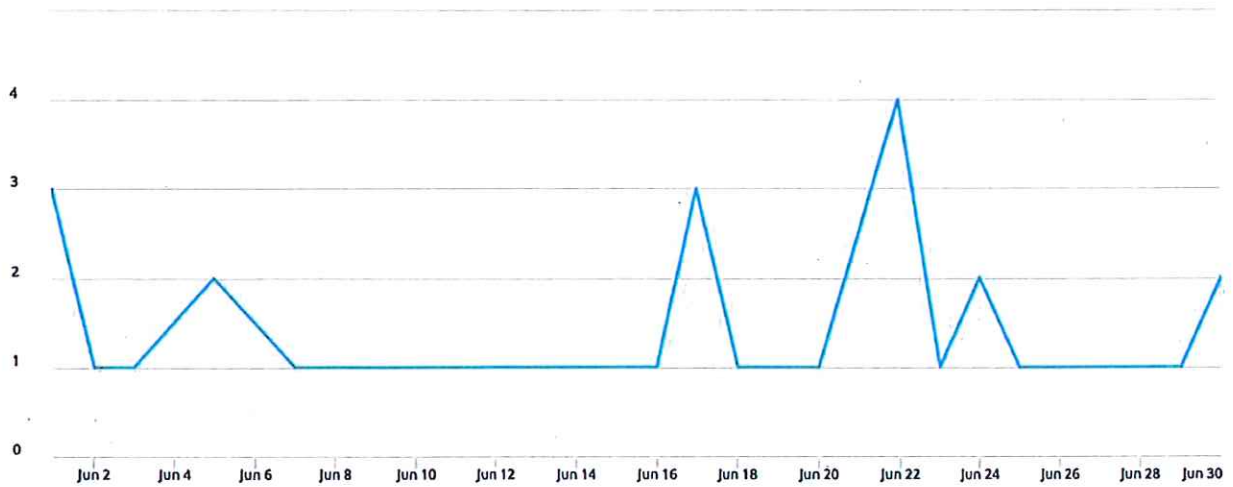
EMS  
Percentage of Total Incidents

27

INCIDENTS  
In Selected Time Slice

30

DAYS  
In Selected Time Slice



|             | Counts | % Rows  | % Columns | % All   |        |        |         |         |         |        |         |         |         |       |
|-------------|--------|---------|-----------|---------|--------|--------|---------|---------|---------|--------|---------|---------|---------|-------|
| Week Ending | 6/4/23 | 6/11/23 | 6/18/23   | 6/25/23 | 7/2/23 | 7/9/23 | 7/16/23 | 7/23/23 | 7/30/23 | 8/6/23 | 8/13/23 | 8/20/23 | 8/27/23 | Total |
| STA39       | 5      | 3       | 5         | 9       | 5      |        |         |         |         |        |         |         |         | 27    |
| Total       | 5      | 3       | 5         | 9       | 5      |        |         |         |         |        |         |         |         | 27    |

Previous Month ▾ Jun 1, 2023 - Jun 30, 2023 ▾

100%

FIRE  
Percentage of Total Incidents

0%

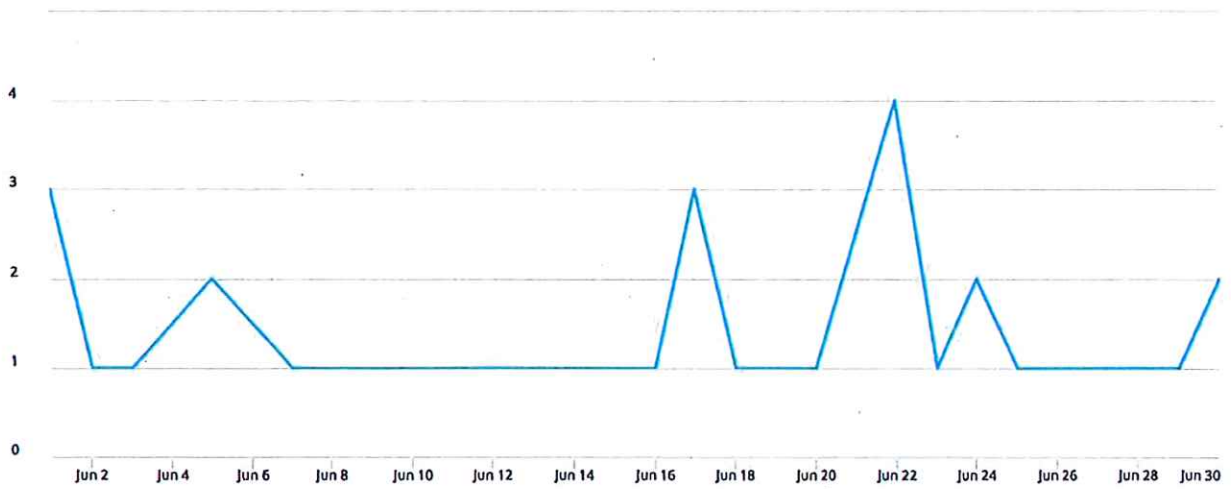
EMS  
Percentage of Total Incidents

27

INCIDENTS  
In Selected Time Slice

30

DAYS  
In Selected Time Slice



Counts % Rows % Columns % All

| Week Ending   | 6/4/23   | 6/11/23  | 6/18/23  | 6/25/23  | 7/2/23   | 7/9/23 | 7/16/23 | 7/23/23 | 7/30/23 | 8/6/23 | 8/13/23 | 8/20/23 | 8/27/23 | Total     |
|---|----------|----------|----------|----------|----------|--------|---------|---------|---------|--------|---------|---------|---------|-----------|
| (11) Structure Fire                                     |          |          | 1        |          | 1        |        |         |         |         |        |         |         |         | 2         |
| (34) Search for lost person                             |          |          | 1        |          |          |        |         |         |         |        |         |         |         | 1         |
| (35) Extrication, rescue                                |          | 1        |          |          |          |        |         |         |         |        |         |         |         | 1         |
| (53) Smoke, odor problem                                |          |          |          | 1        |          |        |         |         |         |        |         |         |         | 1         |
| (60) Good intent call, other                            | 2        |          |          | 2        | 1        |        |         |         |         |        |         |         |         | 5         |
| (65) Steam, other gas mistaken for smoke                |          |          |          | 1        |          |        |         |         |         |        |         |         |         | 1         |
| (70) False alarm and false call, other                  | 1        | 1        |          | 1        | 2        |        |         |         |         |        |         |         |         | 5         |
| (73) System or detector malfunction                     | 2        | 1        | 2        | 2        | 1        |        |         |         |         |        |         |         |         | 8         |
| (74) Unintentional system/detect... operation (no fire) |          |          |          | 2        |          |        |         |         |         |        |         |         |         | 2         |
| (90) Special type of incident, other                    |          |          | 1        |          |          |        |         |         |         |        |         |         |         | 1         |
| <b>Total</b>  | <b>5</b> | <b>3</b> | <b>5</b> | <b>9</b> | <b>5</b> |        |         |         |         |        |         |         |         | <b>27</b> |

**ORDINANCE NO. 2023-03  
WEST CONSHOHOCKEN BOROUGH  
MONTGOMERY COUNTY, PENNSYLVANIA**

---

**AN ORDINANCE OF THE BOROUGH OF WEST CONSHOHOCKEN, MONTGOMERY COUNTY, PENNSYLVANIA, AMENDING CHAPTER 109 "VEHICLES AND TRAFFIC", ARTICLE X "PERMIT PARKING", SECTION 109-72 "PERMIT PARKING APPLICATION AND PROCESS", PARAGRAPH F OF THE CODE OF THE BOROUGH OF WEST CONSHOHOCKEN TO REMOVE THE REFERENCE TO THE EXPIRED 2021 PILOT PERMIT PARKING PROGRAM FOR THE MERION AVENUE PARKING LOT.**

---

**RECITALS**

**WHEREAS**, the Borough Code, 8 Pa.C.S.A. §1202(31), authorizes the Borough Council to regulate the use of parking lots and to regulate parking and provide parking accommodations to promote the convenience and protection of the public;

**WHEREAS**, the Borough Code, 8 Pa.C.S.A. §1203, authorizes the Borough Council to make and adopt all ordinances, bylaws, rules and regulations not inconsistent with or restrained by the Constitution of Pennsylvania and laws of this Commonwealth as may be expedient or necessary for the proper management, care and control of the Borough and its finances and the maintenance of peace, good government, safety and welfare of the Borough and its trade, commerce and manufactures;

**WHEREAS**, Chapter 109 of the Code of the Borough of West Conshohocken authorizes the Borough Council to establish parking regulations by ordinance;

**WHEREAS**, the Borough Council designated the Merion Avenue Parking Lot as a permit parking zone within the Borough, with associated regulations and fees, by ordinance;

**WHEREAS**, the Borough Council established the 2021 year to be a pilot program, and charged no fees to Borough residents for a parking permit for the Merion Avenue Parking Lot;

**WHEREAS**, the Borough Council desires to remove the reference to the expired 2021 pilot permit parking program for the Merion Avenue Parking Lot;

**WHEREAS**, the Borough Council, after due consideration of the proposed ordinance at a duly advertised public meeting, has determined that the health, safety, and general welfare of the citizens and residents of the Borough will be served by this ordinance.

**NOW, THEREFORE, BE IT ORDAINED AND ENACTED** by the Borough Council of the Borough of West Conshohocken, Montgomery County, Pennsylvania, and it is hereby ordained and enacted by the authority of the same, to wit:

**§I. RECITALS.**

The recitals are incorporated herein as if set forth in full.

**§II. AMENDMENT OF THE CODE.**

**Chapter 109 “Vehicles and Traffic”, Article X “Permit Parking”, Section 109-72 “Permit parking application and process”, Paragraph F** is hereby amended to read as follows:

**§ 109-72 Permit parking application and process.**

- F. The Borough will charge \$25.00 for a parking permit. All parking permit fees are non-refundable.

**§III. REPEALER.**

All ordinances or parts of ordinances which are inconsistent herewith are hereby repealed, it being understood and intended that all ordinances and the Code of Ordinances for the Borough of West Conshohocken, such as are not otherwise specifically in conflict or inconsistent with this ordinance, shall remain in full force and effect, the same being reaffirmed hereby.

**§IV. REVISIONS.**

The Borough Council does hereby reserve the right, from time to time, to adopt modifications of, supplements to, or amendments of its ordinances, including this provision.

**§V. SEVERABILITY.**

If any section, subsection, sentence, clause, phrase, or portion of this Ordinance is for any reason held invalid or unconstitutional by any court of competent jurisdiction, such provisions shall be separate, distinct and independent, and such holding shall not affect the validity of the remaining portions of this Ordinance.

**§VI. FAILURE TO ENFORCE NOT A WAIVER.**

The failure of the Borough to enforce any provision of this Ordinance shall not constitute a waiver by the Borough of its rights of future enforcement hereunder.

**§VII. EFFECTIVE DATE.**

This Ordinance shall take effect immediately upon its enactment.

**§VIII. ENACTMENT.**

Under the authority conferred by the Borough Code and other relevant statutory law, the Council of the Borough of West Conshohocken in the County of Montgomery, Commonwealth of Pennsylvania does hereby enact and ordain this Ordinance to the Code of Ordinances for the Borough of West Conshohocken this 11<sup>th</sup> day of July, 2023.

**ORDAINED AND ENACTED** by the Borough Council of the Borough of West Conshohocken, Montgomery County, Pennsylvania, this 11<sup>th</sup> day of July, 2023.

**ATTEST:**

**BOROUGH OF WEST CONSHOHOCKEN:**

By: \_\_\_\_\_  
**Michael English, Manager**

By: \_\_\_\_\_  
**Stephen Blumenthal, President**

*Approved by the Mayor of the Borough of West Conshohocken,*  
*this \_\_\_\_\_ day of \_\_\_\_\_, 2023.*

By: \_\_\_\_\_  
**Danelle Fournier, Mayor**