



**BOROUGH OF
WEST CONSHOHOCKEN**
MONTGOMERY COUNTY, PENNSYLVANIA

WEST CONSHOHOCKEN BOROUGH HALL
112 FORD STREET, WEST CONSHOHOCKEN, PENNSYLVANIA 19428
www.westconsho.com

**BOROUGH COUNCIL
PUBLIC MEETING
November 14th, 2023 at 7:00 P.M.**

PUBLIC AGENDA

I. CALL TO ORDER

II. PLEDGE OF ALLEGIANCE

III. OPENING COMMENTS / ANNOUNCEMENTS FROM COUNCIL PRESIDENT
Executive Session Announcement: Council President will announce to the public.

IV. ROLL CALL:

- Danelle Fournier, Mayor
- Stephen Blumenthal, President
- Tara Gorney, Vice President
- Tori Conicello-Emery, Council Member
- Jeff Ewing, Council Member
- Zachary Nelson, Council Member
- Amelia Gale, Council Member
- Chris Cella, Council Member

V. PRESENTATION OF WEST CONSHOHOCKEN 5K AWARD

VI. APPROVAL OF THE AGENDA

VII. PUBLIC COMMENT ON AGENDA ITEMS

VIII. APPROVAL OF THE BILLS

IX. APPROVAL OF THE FINANCIAL REPORT

X. APPROVAL OF THE CONSENT AGENDA:

(A) Minutes for the October 10th, 2023, Council Meeting; attached

(B) Public Safety, Traffic and Parking Report; attached

- (C) Personnel, Finance and Pension Report; Committee did not meet in October
- (D) Open Space, Parks and Recreation Report; Committee did not meet in October
- (E) Mayor's Report; attached
- (F) Police Report; attached
- (G) Fire Company Report; attached
- (H) Planning Commission Report; no report as of November 9, 2023

XI. PROFESSIONAL REPORTS:

(A) Manager's Report – Michael F. English

(B) Solicitor's Report – Steven J. English, Esq.

1. KPG FF Owner LP v. Montgomery County Board of Assessment Appeals
1001 Conshohocken State Road. Docket 2021-20642 – Request to escrow 25% of taxes paid to the Borough during the pendency of the tax assessment appeal
2. MH Four Falls LP v. Montgomery County Board of Assessment Appeals
300 Conshohocken State Road. Docket 2022-21849 – Request to escrow 25% of taxes paid to the Borough during the pendency of the tax assessment appeal

(C) Engineer's Report – Khaled R. Hassan, P.E.

1. Church Street – Authorization to advertise Church Street vacation ordinance
2. Motion - To award a contract to Joseph J. Danielle, LLC of Aston PA, in the amount of \$484,974.41 for the First Phase of the MacKenize Park Renovation Project, providing the lowest responsible bid through the Penn Bid process. The Borough Engineer's Office is checking the project references provided by the Contractor and report his findings at the Council meeting.
3. Motion – to Adopt Resolution No. 2023-18 authorizing a grant application to the Commonwealth Financing Authority for funding of Phase two of the MacKenzie Park Renovation Project
4. Official Map Update

XII. OLD BUSINESS

XIII. NEW BUSINESS

1. Motion – to Adopt Resolution No. 2023-17 authorizing the expenditures of General Municipal Pension System State Aid and meeting the 2023 Minimum Municipal Pensions Obligations
2. Motion–to Adopt the 2024 Proposed Preliminary Budget
3. Review the 2024 Proposed Preliminary Budget

XIV. GENERAL PUBLIC COMMENT

XV. EXECUTIVE SESSION

XVI. ADJOURNMENT

BOROUGH OF WEST CONSHOHOCKEN
COUNCIL MEETING
October 10, 2023
7:00 PM

Pursuant to the provisions of the "Open Public Meeting Agenda/Sunshine Act" public notice was provided to the Times Herald Newspaper and posted on the bulletin board in the Borough Hall as required by law.

CALL TO ORDER

Stephen Blumenthal, Council President, called the meeting to order at 7:00 PM and led the Pledge of Allegiance.

OPENING COMMENTS/ANNOUNCEMENTS FROM COUNCIL PRESIDENT

ROLL CALL

Stephen Blumenthal, President	Present
Danelle Fournier, Mayor	Present
Tara Gorney, Vice President	Present
Tori Conicello-Emery	Present
Jeff Ewing	Present
Zachary Nelson	Present
Amelia Gale	Present
Michael F. English, Borough Manager	Present
Doug Borgerson, Assistant Manager	Present
John Iannozzi, Borough Solicitor	Present
Ted Dmytryk, Borough Engineer	Present

APPROVAL OF THE AGENDA

Stephen Blumenthal asked for a motion to approve the Consent Agenda.

Motioned by: Zach Nelson
Seconded by: Tori Conicello-Emery
Ayes: 5
Nays: 0
The motion passes

PUBLIC COMMENT ON THE AGENDA ITEMS

Walter Gleba, resident, asked for a moment of silence for the American that were killed in the recent attacks in Israel

APPROVAL OF THE BILLS

Mr. Blumenthal indicated that the bills for this month were a total of \$308,080.60 and asked for a motion to approve the bills.

Motioned by: Jeff Ewing
Seconded by: Tara Gorney
Ayes: 6
Nays: 0
The motion passes

APPROVAL OF THE FINANCIAL REPORT

Mr. Blumenthal indicated that the grand total is \$15,742,749.31 with a positive difference of \$121,662.92; interest on all investment accounts of \$61,414.09. Pension accounts totaled \$9,609,842.22; non-uniform pension account \$1,141,199.04 and police pension account \$8,468,643.18. Pension accounts are not included in the total. Mr. Blumenthal and asked for a motion to approve the financial report.

Motioned by: Amelia Gale
Seconded by: Jeff Ewing
Ayes: 6
Nays: 0
The motion passes

Mr. English indicated that there was an error on the bills list and the bills were \$640,101.49. Mr. Blumenthal asked for a motion to amend the bills list.

Motioned by: Jeff Ewing
Seconded by: Tori Conicello-Emery
Ayes: 6
Nays: 0
The motion passes

Mr. Blumenthal asked for a motion to approval the bills list with the correct amount of \$640,101.49.

Motioned by: Tara Gorney
Seconded by: Jeff Ewing
Ayes: 6
Nays: 0
The motion passes

APPROVAL OF THE CONSENT AGENDA ITEMS

Mr. Blumenthal asked for a motion to approve the Consent Agenda items.

Motioned by: Zach Nelson
Seconded by: Tori Conicello-Emery
Ayes: 6
Nays: 0
The motion passes

PROFESSIONAL REPORTS

Mr. English indicated that his report is in the packet. Mr. English indicated that the proposed preliminary budget will be presented at the November council meeting and changes can be made. The budget will be available to public November 3, 2023. Mr. English met with PennDOT and Maintenance Forman regarding the trees of spring garden and the tree was removed.

Mr. John Iannozzi indicated that he had nothing to report this evening.

Mr. Khal Hassan indicated that three mold remediations proposals came in for Borough Hall. The lowest bidder was Plymouth Environmental for \$8,900.00. No questions were presented. Mr. Blumenthal asked for a motion to approve.

Motioned by: Zach Nelson
Seconded by: Tara Gorney
Ayes: 6
Nays: 0
The motion passes

Mr. Hassan indicated that approvals came in from DCNR regarding MacKenzie Park. Mr. Hassan would like to advertise for the bidding process and publish on October 16th and October 20th with a pre-bid meeting on November 1st and open bids on November 9th. No questions from Council
Motion

Motioned by: Tori Conicello-Emery
Seconded by: Amelia Gale
Ayes: 6
Nays: 0
The motion passes

Mr. Hassan wanted to discuss the stop sign concerns at Merion Hill. Brian Keaveney from Pennoni has done some research and traffic volume evaluation the stop sign would not be warranted. A formal study would need to be completed. Tara Gorney asked for the cost of the study and Mr. Hassan indicated between 3,500 and 4,000. Mr. Hassan indicated that this study would backup the decisions of the Borough. Tara Gorney asked if the motion should be made from the public safety committee. Mr. Hassan indicated that a motion was made at the public safety meeting for this study. Ms. Gorney asked Mr. Hassan about the procedure and repercussions of installing the stop sign. Mr. Hassan indicated that the proper procedure would be to complete the study which could result in enforcement against the Borough. Ms. Gale also indicated that at the public safety committee meeting it was discussed that without this study the Borough could lose its liquid fuels. Mr. Blumenthal asked for a motion to begin the study

Motioned by: Tara Gorney
Seconded by: Zach Nelson
Ayes: 6
Nays: 0
The motion passes.

Mr. Gleba indicated that a stop sign would cost \$43.65 and he provided the mounting poles to the Borough. Mr. Gleba wanted to know why the Borough would want to pay that extreme amount of money. Mr. Gleba indicated that is not a PennDOT road.

OLD BUSINESS

None

NEW BUSINESS

1. Interviews for open Borough Council seat.

Mr. Blumenthal reviewed the procedure for the interviews for the open council seat. Two resumes were received, and council has reviewed them. The two applicants, Chris Cella and Walter Gleba made opening statements and were interviewed. Jeff Ewing made a motion to open nominations and it was seconded by Zach Nelson and the motion passed 6-0. Tori Conicello-Emery nominated Chris Cella. No other nominations were made. Nominations were closed by Jeff Ewing and seconded by Zach Nelson and the motion passes 6-0. A roll call vote was taken where Mr. Nelson, Mr. Ewing, Mrs. Conicello-Emery, Ms. Gorney and Mr. Blumenthal voted Aye. Ms. Gale abstained.

2. Resolution No. 2023-16 filing the open Borough Council seat. Mr. Blumenthal asked for a motion to write in Chris Cella's name and pass resolution 2023-16

Motioned by: Jeff Ewing
Seconded by: Tori Conicello-Emery
Ayes: 5
Abstained: 1- Amelia Gale
Nays: 0
The motion passes

Mr. Cella was sworn in and took seat

GENERAL PUBLIC COMMENT

Mr. Guy Davis, resident, wanted to know the Rec Schedule for 2024 and if there were any remnants of the jail cell at Borough Hall. Mr. Davis also asked if the traffic study taken for Discovery Labs be used for the stop sign at Merion Hill and Spruce. Mr. Davis also questioned why there are no seconds for nominations to which Mr. Iannozzi indicated there are no seconds needed.

Dave Frankenfield, resident, discussed Fire Prevention at George Clay and discussed the shortage of firefighters nationwide that he learned about in Harrisburg.

Mr. Blumenthal indicated that Amelia Gale will now chair the Public Safety Committee. Mr. Blumenthal asked for a moment of silence for the attacks in Israel.

ADJOURNMENT

Stephen Blumenthal asked for a motion to adjourn the meeting at 8:04pm

Motioned by: Tori Conicello-Emery
Seconded by: Tara Gorney
Ayes: 6
Nays: 0
The motion passes

Respectfully Submitted,

Cristina Meade
Borough Secretary

PUBLIC SAFETY, PARKING & TRAFFIC COMMITTEE REPORT

TO: West Conshohocken Borough Council

FROM: Amelia Gale, Committee Chair

DATE: 11/8/2023

<u>I. COMMITTEE MEMBERS:</u>	<u>ATTENDED:</u>	<u>ABSENT:</u>
Amelia Gale, Chair	[<input checked="" type="checkbox"/>]	[<input type="checkbox"/>]
Zachary Nelson	[<input checked="" type="checkbox"/>]	[<input type="checkbox"/>]
Douglas Borgerson, Assistant Manager	[<input checked="" type="checkbox"/>]	[<input type="checkbox"/>]
Kelli Scarlett, Fire Marshall	[<input checked="" type="checkbox"/>]	[<input type="checkbox"/>]
Joseph Catagnus, Deputy Fire Marshall	[<input checked="" type="checkbox"/>]	[<input type="checkbox"/>]

II. COMMITTEE REPORT:

Key takeaways - can we put it to a vote next week with Council to allow the police department to conduct their own candidate interviews? Also, can we look into options for either banning or more closely regulating AirBnBs within West Conshohocken? There is a lot of community opposition.

Fire Marshall

- no new business, thanks to George Clay's successful open house for Fire Prevention Week!

Police Department

- Thanks to the mayor, George Clay FD, WCPD and Narberth Ambulance for their help with a very successful 5K!
- The candidate pool for police department candidates was reduced from 66 to 33 after the written test, and there are 17 remaining after the agility test. They are looking for approval to conduct independent, West Conshohocken-focused interviews for the qualified candidates including 3 WCPD officers in the process. The Committee was in favor of this approach, and we would like to push to Council for a vote.

Fire Department

- They wanted to remind us that they are following the typical 20 year plan for equipment replacement, they would like to take advantage of favorable resale pricing for the squad as well as the quint as soon as possible. They are conducting pump and ladder testing in November and wanted to remind us that ongoing supply chain issues are leading to 2+ year truck builds.

- ESO - April 1 there is a conference, Tina and John Fink already bought tickets to take advantage of early bird pricing, but this will come from the 2024 budget. ESO has recently sent a few additional modules including assets, which John Fink will own.
- They are looking to continue to improve communication between the fire marshal and their department, Ms. Scarlett proposed a weekly standing call between them to go over any outstanding items, the fire department would not acknowledge or respond to this idea.
- Conference last month let the team know that there is possible assistance through the state for recruitment grants, as well as changes to the junior firefighting programs, including relief funds that we use for insurance.
- Mr. Catagnus works on the Properties module in ESO, but this information also needs to go into the inspections module as it will create a follow-up task for the fire department to review. It was decided that the Fire Marshall and Code Inspector will handle this.
 - Is it possible to get Ms. Scarlett remote access to ESO since she doesn't have government tablet or laptop?
 - Safety issue with AirBnBs - they should not be allowed in commercially zoned properties, as the fire department won't know to evacuate anyone in case of emergency.
- Code Department Update: Smoke detector event for the weekend of 11/3 was postponed, will directly reschedule with the residents who indicated interest. This will only include battery detectors, not hard-wired systems.

Public Comment:

- There have been numerous community complaints about AirBnBs within our town - are they allowed, in what kind of zoning environment, and is there any way they could be outlawed or regulated? They become a safety issue for emergency situations as well as there have been issues with catcalling, illegal parking/blocking driveways, and public drunkenness.
- Walter Gleba - he supports the concept of keeping police interviews in-house. Following up to the 4 way stop sign proposal in Merion Hill, he rejects the idea of paying for the survey, so he reached out to PennDot directly and they said it was a borough matter, we could make the decision, and it wouldn't affect liquid fuel rebates like our Engineer said. He mentioned that last weekend again there was an issue with dirt bikes congregating at the Lukoil/Wawa area, was wondering if there was the ability to call on support for other municipalities and make arrests.
- In follow up, the police department mentioned that they cannot give chase due to liability, and their priority is to safely escort the dirt bike riders out of town as quickly as possible. The Chief also mentioned that there is no prior notice about these meet-ups so it's impossible to attack the problem before it starts.

III. NEXT MEETING DATE: TBD

Mayor's Report

November 2023

Upcoming events:

Veterans Day Service

November 11th

10:30am Borough Hall

Holiday Lights

November 25th

5:30pm Borough Hall

150th Meeting

To be rescheduled

Since my last report:

The West Conshy 5k was a successful event. The feedback I continue to receive from residents and participants has been overwhelmingly positive. I want to thank everyone that helped make this possible. I am so glad the town was energized and appreciative of this new fun community event.

Thank you Geroge Clay for educating our residents with your fire prevention event in October.

Thank you to Parks and Recreation for a fun Fall Fest at Mackenzie Park.

The Halloween Eve Parade and subsequent party continues to be a favorite event for many families in town. The awards and party portion was moved inside to George Clay Fire Hall due to weather conditions this year. The flexibility and competence of our Public Works, WCPD and George Clay Fire Dept to manage this event without difficulty is appreciated. Thank you also to the judges for their time.

Borough of West Conshohocken – Police Department

Organizational Chart

Danelle Fournier
Mayor

Sal Carfagno
Chief of Police

Carol Martin
Police Administrative Assist

James Weiler
Patrol Officer

Brian Raskiewicz
Patrol Sergeant

Matt Evangelist
Patrol Officer

Andrew Carlin
Patrol Officer / CRU

Brian Schaible
Patrol Officer

James Geddes
Patrol Officer

Ron Ernst
Patrol Officer

Daniel Webster
K9 / Patrol Officer

Part-Time Patrol

John Ellam
Patrol Officer

Charles Phillips
Patrol Officer

John MacKay
Patrol Officer



West Conshohocken Police Department

1001 New Dehaven Street
West Conshohocken, PA 19428

Business (610) 940-5842

Fax (610) 828-2745



WEST CONSHOHOCKEN POLICE DEPARTMENT

SEPTEMBER 2023 MONTHLY ACTIVITY REPORT TUESDAY, OCTOBER 10TH, 2023 MEETING

COMMUNITY RELATIONS



West Conshy 5K

www.runtheday.com

Saturday, October 7th, 2023

West Conshohocken Borough Hall (112 Ford Street)

Thank you to everyone that participated in West Conshohocken's first ever 5K Event. Sixty-eight (68) total people signed up for the 5K. Special thank you to all the people that volunteered their time to make the event possible. Thank you to the West Conshohocken Borough and their residents for allowing the event. All the sponsors that donated to the event, the West Conshohocken Public Works Department, the George Clay Fire Department, J Narberth Ambulance, Janeway Towing and the Tower Buildings. All proceeds from the event will go to the West Conshohocken Hometowners.



National Drug Take Back

Saturday, October 28th, 2023

West Conshohocken Borough Hall (112 Ford Street)

10am – 2pm

Officer Andrew Carlin oversaw the collected and disposal of thirty-three (33) pounds of unwanted prescription drugs.



Halloween Parade

On Monday, October 30th, 2023 (6pm-8pm), the Borough hosted its annual Halloween Parade and costume contest. Children from the area participated in the parade and costume contest. Congratulations to all the costume winners. Thank you to all of the volunteers for making it a huge success.

UPCOMING EVENTS



Veteran's Day

Saturday, November 11th, 2023

West Conshohocken Borough Hall (112 Ford Street)

10:30 am



Thanksgiving Meals

Thursday, November 23rd, 2023



Christmas Tree Lighting

December 2023

West Conshohocken Borough Hall (112 Ford Street)

DAILY OPERATIONS

New (Old) Police Patch



After 24 years, the Police Department has changed its Police patch. The Department decided to go with a modern version of one of its original old logos.

Policies & Procedures

- The Police Department continues updating and finalizing the Department's new Policy and Procedures Manual. Thanks to the Aspirant Consulting Group for all of their hard work writing and updating our new policies.

Training

- All of the Department's Officers continue to complete their mandatory Municipal Police Officers' Education and Training (MPOETC) update courses for 2023.

- Every month, all of the Police Department's Officers participate in multiple online training through Police One Academy.

- Multiple Officers are attending Crime Scene and Evidence Collection training in November.

2024 Police Department Budget

- The Police Department has completed its 2024 Budget and will be finalizing it with the Borough Council in the upcoming months.

Police Department Hiring Process

The written test and physical agility portions of the hiring process is completed. The Police Department has a list of potential candidates. The next step in the process will be interviewing each applicant. Once the interviews are completed, an updated list will rank each candidate. After the interviews, background investigations and polygraph examinations on each candidate will take place.

FLEET MANAGEMENT

Police Vehicles

The Department's Fleet Management Officers maintain Police vehicle maintenance records. These updated records are stored under the Departments online web based Fleet Management / GPS System. This system tracks each vehicle and alerts Officers of any upcoming vehicle maintenance that needs to be scheduled.

**(Vehicle mileage, warranties & conditions attached)*

In the upcoming months, each of the Departments vehicles will undergo a maintenance and restoration program on the inside and outside of each vehicle.

TRAFFIC & PARKING

Traffic

The Police Department continues monitoring all of the Borough's traffic areas and any requests by residents for problem traffic areas. Every day of the week, Officers conduct three to four daily traffic details throughout the Borough. All residents and businesses are encouraged to contact the Police Department to report any traffic complaints or concerns.

The Police Department would like to address the increase in monthly traffic statistics. This increase is due to aggressive traffic enforcement. The Police Department receives multiple traffic and parking complaints on a daily basis, The Police Department takes every complaint it receives seriously and uses all its resources to address those complaints. Conducting traffic details helps deter traffic violations, educate the motoring public with the local traffic issues and insure the safety of pedestrians. Traffic details and vehicle stops have led to the increase in traffic statistics.

Permit Parking

All rules and regulations of the 8 Merion Avenue Permit Parking Lot are enforced. Anyone not displaying a current permit parking tag issued by the Borough of West Conshohocken is subject to a parking fine.

Anyone who would like to obtain a parking permit or receive a new one can do so at the West Conshohocken Police Department, Monday through Friday between 8:00 am and 4:00 pm. Applicants must be a resident or business owner, must provide proof of residence or business ownership in the form of a photo identification card and a utility bill. Permits are limited to one per resident or business and one vehicle per resident or business. A \$25.00 registration fee is required each year to obtain a permit.

Officers continue to monitor, enforce and conduct parking details on all parking complaints, issues and concerns throughout the Borough. Residents and businesses are encouraged to contact the Police Department to report any parking complaints or concerns.

Traffic Radar Speed Signs

- Moorehead Avenue
- Ford Street
- New Dehaven Street

**(see Radar Sign attachments for complete information)*

CALLS FOR SERVICE

**(see Reports under Monthly & Yearly statistics)*

CRIMINAL ACTIVITY

**(see Reports under Monthly & Yearly statistics)*

INVESTIGATIONS

**(see Report under Investigations Log)*

For all emergencies please dial 911, for Police assistance with any non-emergencies, please contact the following numbers:

West Conshohocken Police Station (610)940-5842

Montgomery County Dispatch Police Non-Emergency (610)635-4300

**All information and statistics provided by West Conshohocken Police Department*



WEST CONSHOHOCKEN BOROUGH POLICE DEPARTMENT



October 1, 2023 - October 31, 2023

Vehicles	Year	Condition	Model	2023 Mileage	2022 Mileage	Warranty
3801 (Patrol)	2019	Good	Tahoe	33,508	29,047	4 of 5 years/100,000 miles
3802 (Patrol)	2019	Great	Explorer	36,012	27,557	4 of 5 years/100,000 miles
3803 (Patrol)	2019	Good	Tahoe	37,008	28,352	4 of 5 years/100,000 miles
3804 (CRU / Patrol)	2015	Fair	Explorer	78,405	78,162	No Warranty
3805 (Patrol)	2018	Good	Tahoe	40,262	30,931	4 of 5 years/100,000 miles
3806 (Patrol)	2022	Great	Explorer	13,662	5,659	2 of 5 years/100,000 miles
3807 (Patrol)	2016	Great	Explorer	45,113	40,530	No Warranty
3808 (Investigations)	2018	Good	Explorer	48,102	46,157	5 of 5 years/100,000 miles
3809 (K9 / Patrol)	2021	Excellent	Explorer	21,285	12,003	2 of 5 years/100,000 miles
TOTALS				353,357	298,398	

VEHICLE MILEAGE	10/23
3801 - 19' Chevrolet Tahoe	413
3802 - 19' Ford Explorer	1,146
3803 - 19' Chevrolet Tahoe	541
3804 - 15' Ford Explorer (CRU)	92
3805 - 18' Chevrolet Tahoe	629
3806 - 21' Ford Explorer	586
3807 - 16' Ford Explorer (Patrol)	379
3808 - 18' Ford Explorer (Inv)	435
3809 - 21' Ford Explorer (K9)	365
TOTALS	4,586

F/T LABOR HOURS	10/23
Arrests/Warrants	8
Court Time	14
Events / Details / Meetings	52
Injured (Shift Coverage)	124
Investigations	6
Shift Coverage	144
Traffic Detail	0
Training	4
K9 Training (Shift Coverage)	60
TOTALS	412



WEST CONSHOHOCKEN BOROUGH POLICE DEPARTMENT



October 1, 2023 - October 31, 2023

ANNUAL TIME USED	10/23
Bereavement	0
Comp Sick Hours	80
Comp Time Hours	64
Holiday Hours	0
Injured on Duty	144
Personal Hours	16
Sick Hours	12
Vacation Hours	70
K9 Hours (Off)	48
TOTALS	434

SELL BACK HOURS	10/23
Comp Sick Hours	20
Comp Time Hours	0
Holiday Hours	0
Vacation Hours	80
TOTALS	100

P/T LABOR HOURS	10/23
Arrests / Warrants	0
Court Time	0
Events	3
Shift Coverage	20
Details	0
Training	0
Open Hours (Not Filled In)	180
TOTALS	203

REVENUE COLLECTED	10/23
Copies of Reports	\$210.00
Courts	\$809.69
Donations	\$4,975.00
Fingerprinting	\$0.00
Parking Permits	\$125.00
Parking Fines	\$15.00
TOTALS	\$6,134.69



WEST CONSHOHOCKEN BOROUGH POLICE DEPARTMENT

POLICE ACTIVITIES



2020 -2023

DAILY ACTIVITIES / CALLS FOR SERVICE

CALLS FOR SERVICE	2020	2021	% Change	2021	2022	% Change	2022	2023	% Change	10/22	10/23	% Change
Security Alarms	100	122	22%	122	131	7%	131	111	-15%	6	9	50%
Fire Alarms	59	34	-42%	34	39	15%	39	44	13%	3	3	0%
Vehicle Accidents	107	144	35%	144	176	22%	176	208	18%	11	19	73%
Traffic Complaints	830	1094	32%	1094	657	-40%	657	768	17%	51	74	45%
Parking Complaints	329	264	-20%	264	101	-62%	101	134	33%	5	14	180%
Traffic Details	81	173	114%	173	165	-5%	165	298	81%	26	37	42%
Medical Emergencies	63	85	35%	85	96	13%	96	77	-20%	7	13	86%
Assist other Police	110	82	-25%	82	124	51%	124	124	0%	15	14	-7%
Assist Fire Department	6	19	217%	19	21	11%	21	24	14%	3	4	33%
Assist Code Enforcement	3	9	200%	9	12	33%	12	6	-50%	1	0	-100%
Disabled Vehicles	44	93	111%	93	106	14%	106	79	-25%	6	8	33%
Police Information / Follow Up	173	190	10%	190	86	-55%	86	72	-16%	7	4	-43%
Public Service	103	44	-57%	44	69	57%	69	120	74%	7	12	71%
Suspicious Activity	32	34	6%	34	30	-12%	30	50	67%	2	4	100%
Suspicious Persons	27	27	0%	27	46	70%	46	47	2%	4	3	-25%
Suspicious Vehicles	30	38	27%	38	64	68%	64	54	-16%	6	10	67%
Unwanted Persons	1	2	100%	2	14	600%	14	8	-43%	1	1	0%
Disturbance / Noise	112	127	13%	127	42	-67%	42	53	26%	6	5	-17%
Animal Complaints	36	33	-8%	33	27	-18%	27	21	-22%	3	0	-100%
911 Hang Ups	29	24	-17%	24	31	29%	31	19	-39%	1	1	0%
K9 Activity	5	0	-100%	0	0	0%	0	0	0%	1	0	0%
Abandon Vehicles	18	15	-17%	15	18	20%	18	13	-28%	2	0	-100%
Missing Persons	1	2	100%	2	8	300%	8	5	-38%	0	1	100%
Open Door Investigations	7	14	100%	14	31	121%	31	22	-29%	2	1	-50%
Pedestrian Stops	2	6	200%	6	10	67%	10	7	-30%	2	0	-100%
Found / Recovered Articles	19	32	68%	32	23	-28%	23	35	52%	1	5	400%
Civil Disputes / Complaints	11	12	9%	12	14	17%	14	17	21%	2	0	-100%
Borough Ordinances	9	11	22%	11	4	-64%	4	5	25%	0	1	100%
Property / Business Checks	251	290	16%	290	N/A	0%	N/A	N/A	0%	N/A	N/A	0%
Park & Walks	1291	1412	9%	1412	N/A	0%	N/A	N/A	0%	N/A	N/A	0%
Total Calls	3889	4432	14%	4432	2145	-52%	2145	2421	13%	181	243	34%

CRIMINAL ACTIVITY

REPORTED CRIMES	2020	2021	% Change	2021	2022	% Change	2022	2023	% Change	10/22	10/23	% Change
Disorderly Conduct	13	11	-15%	11	9	-18%	9	5	-44%	1	2	100%
Public Drunkenness	2	2	0%	2	4	100%	4	0	-100%	0	0	0%
Harassment / Threats	18	9	-50%	9	18	100%	18	9	-50%	3	2	-33%
Domestic	25	19	-24%	19	26	37%	26	20	-23%	2	4	100%
Theft	22	27	23%	27	41	52%	41	39	-5%	4	4	0%
Vehicle Theft	2	6	200%	6	9	50%	9	7	-22%	0	0	0%
Fraud / Forgery	18	23	28%	23	20	-13%	20	20	0%	2	4	100%
Trespassing	1	1	0%	1	4	300%	4	4	0%	1	0	-100%
Robbery	0	0	0%	0	1	0%	1	0	-100%	0	0	0%
Burglary	2	2	0%	2	4	100%	4	2	-50%	0	0	0%
Assault	2	3	50%	3	5	67%	5	3	-40%	0	0	0%
Sex Offenses	4	3	-25%	3	3	0%	3	5	67%	0	0	0%
Juvenile	3	5	67%	5	14	180%	14	10	-29%	5	1	-80%
Drug Violations	2	5	150%	5	10	100%	10	6	-40%	2	1	-50%
Warrants	3	7	133%	7	21	200%	21	19	-10%	3	0	-100%
Criminal Mischief / Vandalism	13	8	-38%	8	14	75%	14	19	36%	3	1	-67%
DUI	2	6	200%	6	5	-17%	5	2	-60%	0	0	0%
Protection Orders / Violations	1	5	400%	5	13	160%	13	13	0%	1	0	-100%
Arrests	27	27	0%	27	39	44%	39	19	-51%	4	3	-25%
Total Calls	160	169	6%	169	260	54%	260	202	-22%	31	22	-29%

TRAFFIC CITATIONS / WARNINGS, NON-TRAFFIC CITATIONS & PARKING TICKETS

WRITTEN CITATIONS	2020	2021	% Change	2021	2022	% Change	2022	2023	% Change	10/22	10/23	% Change
Traffic Citations / Warnings	813	1126	38%	1126	796	-29%	796	523	-34%	48	65	35%
Non-Traffic Citation	14	13	-7%	13	20	54%	20	7	-65%	2	2	0%
Parking Tickets	83	114	37%	114	88	-23%	88	128	45%	6	6	0%
Totals	910	1253	38%	1253	904	-28%	904	658	-27%	56	73	30%

COMPLETE TOTALS

	2020	2021	% Change	2021	2022	% Change	2022	2023	% Change	10/22	10/23	% Change
Totals	4959	5854	18%	5854	3309	-43%	3309	3281	-1%	268	338	26%



WEST CONSHOHOCKEN BOROUGH POLICE DEPARTMENT

POLICE ACTIVITIES

(10/1/2023 - 10/31/2023)



DAILY ACTIVITIES / CALLS FOR SERVICE				
CALLS FOR SERVICE	10/1/2023 - 10/31/2023	1/1/2022 - 10/31/2022	1/1/2023 - 10/31/2023	% Change
Security Alarms	9	109	111	2%
Fire Alarms	3	29	44	52%
Vehicle Accidents	19	143	208	45%
Traffic Complaints	74	579	768	33%
Parking Complaints	14	90	134	49%
Traffic / Parking Details	37	127	298	135%
Medical Emergencies	13	80	77	-4%
Assist Other Police	14	103	124	20%
Assist Fire Department	4	16	24	50%
Assist Code Enforcement	0	11	6	-45%
Disabled Vehicles	8	76	79	4%
Police Information / Follow Up	4	78	72	-8%
Public Service / Details / Escorts	12	48	120	150%
Suspicious Activity	4	23	50	117%
Suspicious Persons	3	36	47	31%
Suspicious Vehicles	10	50	54	8%
Unwanted Persons	1	13	8	-38%
Disturbance / Noise	5	32	53	66%
Animal Complaints	0	21	21	0%
911 Hang Ups	1	27	19	-30%
K9 Activity	0	16	0	0%
Abandoned Vehicles	0	18	13	-28%
Missing Persons	1	7	5	-29%
Open Door Investigations	1	26	22	-15%
Pedestrian Stops	0	7	7	0%
Found / Recovered Property	5	19	35	84%
Civil Disputes / Complaints	0	12	17	42%
Borough Ordinances	1	3	5	67%
Total Calls	243	1799	2421	35%

CRIMINAL ACTIVITY				
REPORTED CRIMES	10/1/2023 - 10/31/2023	1/1/2022 - 10/31/2022	1/1/2023 - 10/31/2023	% Change
Disorderly Conduct	2	7	5	-29%
Public Drunkenness	0	3	0	-100%
Harassment / Threats	2	15	9	-40%
Domestic	4	20	20	0%
Theft	4	27	39	44%
Vehicle Theft	0	3	7	133%
Fraud / Forgery	4	14	20	43%
Trespassing	0	3	4	33%
Robbery	0	0	0	0%
Burglary	0	3	2	-33%
Assault	0	4	3	300%
Sex Offenses	0	2	5	0%
Juvenile	1	11	10	-9%
Drug Violations	1	6	6	0%
Warrants	0	14	19	36%
Criminal Mischief / Vandalism	1	12	19	58%
DUI	0	5	2	-60%
Protection Orders / Violations	0	10	13	30%
Arrests	3	29	19	-34%
Total Calls	22	188	202	7%

TRAFFIC CITATIONS, WRITTEN WARNINGS, NON-TRAFFIC CITATIONS & PARKING TICKETS				
WRITTEN CITATIONS	10/1/2023 - 10/31/2023	1/1/2022 - 10/31/2022	1/1/2023 - 10/31/2023	% Change
Traffic Citations / Warnings	65	749	523	-30%
Non-Traffic Citation	2	13	7	-46%
Parking Tickets	6	80	128	60%
Traffic Totals	73	842	658	-22%

Totals				
	10/1/2023 - 10/31/2023	1/1/2022 - 10/31/2022	1/1/2023 - 10/31/2023	% Change
Totals	338	2829	3281	16%



WEST CONSHOHOCKEN BOROUGH POLICE DEPARTMENT
INVESTIGATION'S REPORT
 (9/1/2023 - 9/30/2023)



INVESTIGATIONS LOG													
TYPE OF CRIME	JAN	FEB	MAR	APR	MAY	JUNE	JULY	AUG	SEPT	OCT	NOV	DEC	TOTALS
Theft	5	1	5	4	1	3	7	2	2	2	0	0	32
Fraud / Forgery	1	1	3	1	2	3	1	1	0	2	0	0	15
Harassment / Threats	0	0	2	0	2	1	1	1	1	1	0	0	9
Trespassing	0	0	1	0	0	0	0	0	0	0	0	0	1
Vehicle Thefts	1	1	3	0	0	0	0	0	0	0	0	0	5
Robbery	0	0	0	0	0	0	0	0	0	0	0	0	0
Burglary	0	0	0	0	0	0	1	0	1	0	0	0	2
Assault	1	2	0	0	0	0	0	0	0	1	0	0	4
Sex Offenses	0	0	0	1	1	1	1	0	0	0	0	0	4
Juvenile	1	0	0	1	1	1	2	0	0	0	0	0	6
Drug Violations	0	0	0	0	0	0	0	0	0	0	0	0	0
Criminal Mischief / Vandalism	0	1	2	1	0	0	0	1	0	1	0	0	6
Other Investigations	0	0	0	0	2	0	0	2	1	0	0	0	5
Arrests	1	2	1	0	1	1	1	0	2	1	0	0	10
Total Investigations	10	8	17	8	10	10	14	7	7	8	0	0	99

TOTAL NUMBER OF CASES FOR INVESTIGATION	99	2023
CLOSED INVESTIGATIONS	78	Closed - No Longer Being Investigated / Investigation Completed
ACTIVE INVESTIGATIONS	11	Open Cases - Active On-Going Investigations
INVESTIGATION ARRESTS	10	Arrest Made / Warrant Issued / Arrest - Prosecution Pending

TOTAL NUMBER OF CASES FOR INVESTIGATION	119	2022
CLOSED INVESTIGATIONS	110	Closed - No Longer Being Investigated / Investigation Completed
ACTIVE INVESTIGATIONS	0	Open Cases - Active On-Going Investigations
INVESTIGATION ARRESTS	9	Arrest Made / Warrant Issued / Arrest - Prosecution Pending

TOTAL NUMBER OF CASES FOR INVESTIGATION	120	2021
CLOSED INVESTIGATIONS	107	Closed - No Longer Being Investigated / Investigation Completed
ACTIVE INVESTIGATIONS	0	Open Cases - Active On-Going Investigations
INVESTIGATION ARRESTS	13	Arrest Made / Warrant Issued / Arrest - Prosecution Pending

TOTAL NUMBER OF CASES FOR INVESTIGATION	144	2020
CLOSED INVESTIGATIONS	127	Closed - No Longer Being Investigated / Investigation Completed
ACTIVE INVESTIGATIONS	0	Open Cases - Active On-Going Investigations
INVESTIGATION ARRESTS	17	Arrest Made / Warrant Issued / Arrest - Prosecution Pending



Speed Sign Radar Stats Traffic Synopsis



Ford Street

TRAFFIC CONCERNS: The officers continue to monitor the selective enforcement area on Ford Street from the Traffic Safety Radar Sign. The statistical report for Ford Street was downloaded by Officer James Geddes from 10-1-2023 to 10-20-2023 indicated the daily average speeds ranged from 18.0 MPH to 19.2 MPH, the 85th Percentile ranged from 26.0 MPH to 28.0 MPH. The radar sign tracked the movement of 26,865 vehicles for this period. (Northbound Movement). The traffic radar sign indicated an average of 0.007% of the total vehicles exceeded the speed limit over 36MPH for enforcement.

Moorehead Avenue

TRAFFIC CONCERNS: The officers continue to monitor the selective enforcement area on Moorehead Avenue from the Traffic Safety Radar Sign. The statistical report for Moorehead Avenue was downloaded by Officer James Geddes from 10-1-2023 to 10-30-2023 indicated the daily average speeds ranged from 19.8 MPH to 22.4 MPH, the 85th Percentile ranged from 27.0 MPH to 29.0 MPH. The radar sign tracked the movement of 11,595 vehicles for this period. (Northbound Movement). The traffic radar sign indicated an average of 0.23% of the total vehicles exceeded the speed limit over 36MPH for enforcement.

New Dehaven Street

TRAFFIC CONCERNS: The officers continue to monitor the selective enforcement area on New Dehaven Street from the Traffic Safety Radar Sign. The statistical report for New Dehaven Street was downloaded by Officer James Geddes from 10-1-2023 to 10-30-2023 indicated the daily average speeds ranged from 25.2 MPH to 29.4 MPH, the 85th Percentile ranged from 33.0 MPH to 35.0 MPH. The radar sign tracked the movement of 15,151 vehicles for this period. (Northbound Movement). The traffic radar sign indicated an average of 5.33% of the total vehicles exceeded the speed limit over 36MPH for enforcement.

Master Data Report



Select Sign #	101928
Change Street Name	Ford Street
Set Speed Limit/ Bins	25 MPH

Bin Type: OB

SUMMARY TABLE 1/2 HOUR SEGMENT RECORDS

Serial # 101928

Street: Ford Street

Speed Limit: 25 MPH

DATE	Vehicle Count	Speeder Count based on Avg. Spd.	Speeder Count % based on Avg. Spd.	Speeders > 5 MPH based on Avg. Spd.	Speeders > 10 MPH based on Avg. Spd.	Speeders > 15 MPH based on Avg. Spd.	Fastest Time Period	Speeders > 5 MPH based on Peak Spd.	Speeders > 10 MPH based on Peak Spd.	Speeders > 15 MPH based on Peak Spd.	Daily 85th %tile Speed	Daily Average Speed
Oct 1	1219	18	2%	339	18	1	2:30p	962	468	66	29	18.3
Oct 2	1507	17	1%	307	17	1	4:30p	1250	530	72	28	18.3
Oct 3	1865	20	1%	499	20	1	4:00p	1612	745	104	28	18.6
Oct 4	1797	11	1%	447	11	0	1:00p	1550	677	83	28	18.6
Oct 5	1796	26	1%	451	26	1	4:30p	1539	719	88	28	18.6
Oct 6	1662	31	2%	438	31	3	1:30p	1406	651	96	28	18.7
Oct 7	1189	16	1%	296	16	0	2:30p	980	437	64	28	18.5
Oct 8	969	9	1%	207	9	2	1:30p, 6:30p, 9:30p	740	313	50	28	18
Oct 9	1512	15	1%	371	15	0	4:30p	1219	500	56	28	18.3
Oct 10	1807	31	2%	484	31	2	5:00p	1554	714	91	28	18.8
Oct 11	1816	30	2%	527	30	1	4:30p	1551	771	131	29	18.7
Oct 12	1696	19	1%	433	19	2	2:00p	1443	616	62	28	18.6
Oct 13	1649	22	1%	459	22	1	4:30p	1410	656	101	29	18.8
Oct 14	626	15	2%	148	15	1	4:30p	433	182	24	28	18.1
Oct 15	933	8	1%	226	8	0	3:00p	744	305	38	28	18.3
Oct 16	1547	22	1%	430	22	1	12:00a	1338	620	95	28	18.8
Oct 17	1269	25	2%	423	25	0	10:30p	1113	572	85	29	19.1
Oct 18	895	18	2%	287	18	0	5:00p	784	407	56	29	19
Oct 19	566	12	2%	213	12	0	2:30p	504	304	52	29	19.2
Oct 20	545	12	2%	181	12	1	1:30p	480	258	38	29	19.1

26865

Master Data Report



Select Sign #	400591
Change Street Name	Moorehead Avenue
Set Speed Limit/ Bins	25 MPH Bin Type: OB

SUMMARY TABLE 1/2 HOUR SEGMENT RECORDS

Serial # 400591

Street: Moorehead Avenue

Speed Limit: 25 MPH

DATE	Vehicle Count	Speeder Count based on Avg. Spd.	Speeder Count % based on Avg. Spd.	Speeders > 5 MPH based on Avg. Spd.	Speeders > 10 MPH based on Avg. Spd.	Speeders > 15 MPH based on Avg. Spd.	Fastest Time Period	Speeders > 5 MPH based on Peak Spd.	Speeders > 10 MPH based on Peak Spd.	Speeders > 15 MPH based on Peak Spd.	Daily 85th %tile Speed	Daily Average Speed
Oct 1	233	51	22%	146	51	9	11:30p	193	102	19	29	21.8
Oct 2	315	55	18%	205	55	7	10:30p	256	135	17	28	21.4
Oct 3	534	114	21%	381	114	12	1:30p	459	271	51	29	22.3
Oct 4	547	134	25%	390	134	21	10:30p	469	294	56	30	22.4
Oct 5	501	109	22%	319	109	19	12:30a	411	229	52	29	21.8
							6:00p					
Oct 6	420	87	21%	269	87	15	1:30p	347	208	43	30	21.7
Oct 7	267	63	24%	161	63	11	3:30p	207	120	25	30	21.3
Oct 8	200	30	15%	96	30	0	11:00p	144	73	13	29	20
Oct 9	312	49	16%	184	49	8	1:00p	253	129	26	29	21.4
Oct 10	482	101	21%	327	101	16	9:30p	417	242	54	30	22.2
Oct 11	613	134	22%	430	134	27	2:30p,	530	316	79	30	22.3
							10:30p					
Oct 12	493	100	20%	332	100	16	10:30p	417	254	57	30	22.2
Oct 13	374	68	18%	215	68	13	11:00p	295	153	34	29	21.1
Oct 14	273	57	21%	183	57	9	7:00p	221	129	24	29	21.9
Oct 15	173	32	19%	96	32	6	5:30p	132	62	18	29	21
Oct 16	378	62	16%	216	62	12	10:00p	297	152	33	29	21
Oct 17	569	122	21%	359	122	16	8:30p	476	279	65	30	21.8
Oct 18	521	100	19%	331	100	16	1:30p	432	243	59	30	21.8
Oct 19	517	98	19%	336	98	13	10:00p	424	257	55	30	21.6
Oct 20	366	66	18%	218	66	16	2:30p	295	169	44	30	21.4
Oct 21	237	41	17%	126	41	11	5:30p	171	91	25	30	20.4
Oct 22	189	27	14%	98	27	6	12:30a	134	60	15	29	20.3
Oct 23	400	63	16%	223	63	11	12:30a	310	162	33	29	20.9
Oct 24	524	76	15%	315	76	12	1:30p	435	226	41	29	21.2
Oct 25	494	91	18%	318	91	15	1:30p	422	237	45	29	21.7
Oct 26	510	100	20%	321	100	23	1:30p	413	219	52	30	21.7
Oct 27	397	78	20%	242	78	12	11:30p	324	168	37	29	21.4
Oct 28	204	37	18%	121	37	3	1:30p	162	88	17	29	21.3
Oct 29	161	21	13%	73	21	4	3:30p	114	47	8	28	19.8
Oct 30	391	74	19%	234	74	10	9:30p	311	164	37	29	21.2

11595

Master Data Report



Select Sign #	102278
Change Street Name	New Dehaven Street
Set Speed Limit/ Bins	25 MPH Bin Type: OB

SUMMARY TABLE 1/2 HOUR SEGMENT RECORDS

Serial # 102278

Street: **New Dehaven Street**

Speed Limit: **25 MPH**

DATE	Vehicle Count	Speeder Count based on Avg. Spd.	Speeder Count % Avg. Spd.	Speeders > 5 MPH based on Avg. Spd.	Speeders > 10 MPH based on Avg. Spd.	Speeders > 15 MPH based on Avg. Spd.	Fastest Time Period	Speeders > 5 MPH based on Peak Spd.	Speeders > 10 MPH based on Peak Spd.	Speeders > 15 MPH based on Peak Spd.	Daily 85th %tile Speed	Daily Average Speed
Oct 1	208	164	79%	199	164	85	7:00p	202	185	112	37	29.2
Oct 2	593	362	61%	524	362	115	5:30p, 10:00p	562	465	225	34	26.7
Oct 3	723	494	68%	670	494	189	1:00p	698	596	317	35	27.4
Oct 4	759	509	67%	683	509	201	1:30p	725	610	339	35	27.4
Oct 5	578	368	64%	507	368	145	11:00p	543	456	250	35	26.9
Oct 6	566	343	61%	498	343	117	4:30p	531	457	221	34	26.4
Oct 7	232	173	75%	217	173	77	8:30p	229	197	120	35	28.2
Oct 8	198	126	64%	176	126	56	9:00p	183	146	82	34	27
Oct 9	580	366	63%	529	366	103	1:00p	556	474	223	34	26.6
Oct 10	675	420	62%	617	420	135	4:30p	657	533	248	34	26.8
Oct 11	702	475	68%	640	475	197	4:00p	678	587	335	35	27.6
Oct 12	631	419	66%	577	419	161	1:00p	609	520	282	35	27.4
Oct 13	558	327	59%	485	327	103	4:00p, 10:00p	533	436	204	34	26.3
Oct 14	207	139	67%	191	139	45	7:30p	203	168	80	34	27.4
Oct 15	169	139	82%	163	139	65	10:30p	167	153	92	36	29.4
Oct 16	581	337	58%	523	337	93	10:00p	558	445	197	33	26.2
Oct 17	732	476	65%	669	476	165	6:00p	712	605	315	34	27
Oct 18	640	369	58%	562	369	129	1:00p	604	501	246	34	26.5
Oct 19	658	376	57%	566	376	127	2:30p	621	506	252	34	26
Oct 20	606	354	58%	530	354	132	5:00p	571	465	231	34	26.2
Oct 21	273	182	67%	250	182	75	3:30p	260	221	124	35	27.6
Oct 22	181	136	75%	173	136	66	7:30p	176	159	85	36	28.6
Oct 23	594	369	62%	522	369	116	12:30a	561	473	234	34	26.5
Oct 24	697	373	54%	557	373	118	1:00p	618	495	244	33	25.4
Oct 25	650	409	63%	581	409	138	1:00p	630	529	250	34	26.9
Oct 26	662	438	66%	611	438	166	12:00a, 1:00p	644	555	300	35	27.4
Oct 27	526	331	63%	459	331	111	7:30p	497	408	214	34	26.5
Oct 28	246	171	70%	221	171	75	1:00p, 5:00p	228	204	110	35	27.2
Oct 29	158	112	71%	149	112	47	3:30p	155	131	76	34	27.8
Oct 30	568	299	53%	461	299	101	9:00p	513	403	193	33	25.2

15151

Filter statement'

Filters **Alarm Date Range** 10/1/23 to 10/31/23 | **Is Active** true

NFPA - Turnout Compliance

Total Incidents	Turnout Time (Seconds)	Response Time (Seconds)	Travel Time (Seconds)
Incident Number 23	Count of Turnout Tim... 26 Average Unit Turnout ... 03m:16s	Count of Response Ti... 26 Average Unit Response ... 06m:32s	Count of Incidents wh... 16 Average Travel Time 04m:18s

Filter statement

Filters **Alarm Date Range** 10/1/23 to 10/31/23 | **Is Active** true

INCIDENT LIST

Incident	Date	Location City	Incident Type
F2327065	10/1/23	Conshohocken	Vehicle involved in accident
F2327258	10/3/23	King of Prussia	Building fire
F2327351	10/4/23	Lower Merion	Passenger vehicle fire
F2327388	10/4/23	West Conshohocken	False alarm, Set off by workers
F2327829	10/8/23	King of Prussia	Smoke or odor removal
F2327933	10/9/23	Penn Valley	Medical assist, assist EMS crew
F2328372	10/12/23	West Conshohocken	Dispatched & canceled en route
F2328529	10/14/23	Conshohocken	Smoke detector activation due to malfunction
F2328935	10/18/23	West Conshohocken	Service Call, other
F2328945	10/18/23	West Conshohocken	Alarm system activation, no fire - unintentional
F2329082	10/19/23	West Conshohocken	System malfunction due to faulty system equipment
F2329120	10/20/23	Gladwyne	Passenger vehicle fire
F2329207	10/20/23	West Conshohocken	Medical assist, assist EMS crew
F2329214	10/20/23	Conshohocken	False alarm or false call, Burnt Food
F2329384	10/23/23	Gladwyne	Vehicle involved in accident
F2329655	10/25/23	Villanova	Natural vegetation fire, other
F2329828	10/26/23	Conshohocken	False alarm or false call, Burnt Food
F2329882	10/27/23	Gladwyne	Building fire
F2329887	10/27/23	Bala Cynwyd	False alarm or false call, other
F2329930	10/27/23	King of Prussia	Cooking fire, confined to container
F2329934	10/27/23	Conshohocken	Vehicle involved in accident
F2330045	10/28/23	West Conshohocken	Odor of gas outside
F2330299	10/31/23	Conshohocken	Smoke scare, odor of smoke

Filter statement

Filters **Days in Alarm DateTime** 10/1/23 to 10/31/23 | **Is Active** true

Total Number of Incidents

of unique Incident Number

23

Filter statement

Filters **Days in Alarm DateTime** 10/1/23 to 10/31/23 | **Is Active** true

Average Unit Response Time from Dispatch to Arriva...

All Units Total Incidents Time

AVG Incident Response Time Alarm ...

0h:8m

All Unit's Total Time Dispatch to Clear

27h:58m

Incidents by Type

Incident Type	Incident Type Code	Total Incident Count	Contribution to # of unique Incident Type
Alarm system activation, no fire - unintentional	745	1	100.00%
Building fire	111	2	100.00%
Cooking fire, confined to container	113	1	100.00%
Dispatched & canceled en route	611	1	100.00%
False alarm or false call, Burnt Food	7004	2	100.00%
False alarm or false call, other	700	1	100.00%
False alarm, Set off by workers	7001	1	100.00%
Medical assist, assist EMS crew	311	2	100.00%
Natural vegetation fire, other	140	1	100.00%
Odor of gas outside	4241	1	100.00%
Passenger vehicle fire	131	2	100.00%
Service Call, other	500	1	100.00%
Smoke detector activation due to malfunction	733	1	100.00%
Smoke or odor removal	531	1	100.00%
Smoke scare, odor of smoke	651	1	100.00%
System malfunction due to faulty system equipment	7302	1	100.00%
Vehicle involved in accident	6003	3	100.00%

Filter statement

Filters **Days in Alarm DateTime** 10/1/23 to 10/31/23 | **Is Active** true

Incident List by Incident Number

Inc. Date	Inc. #	Disp...	Type	Unit Total Disp. To Clr
10/1/23	F2327065	16:57	Vehicle involved in accident	01h:24m:23s
10/3/23	F2327258	09:45	Building fire	01h:43m:31s
10/4/23	F2327351	04:22	Passenger vehicle fire	00h:34m:25s
	F2327388	10:59	False alarm, Set off by workers	00h:07m:11s
10/8/23	F2327829	18:54	Smoke or odor removal	00h:30m:26s
10/9/23	F2327933	15:24	Medical assist, assist EMS crew	00h:28m:21s
10/12/23	F2328372	17:19	Dispatched & canceled en route	00h:15m:17s
10/14/23	F2328529	10:05	Smoke detector activation due to malfunction	00h:26m:40s
10/18/23	F2328935	11:23	Service Call, other	00h:15m:38s
	F2328945	12:24	Alarm system activation, no fire - unintentional	00h:13m:15s
10/19/23	F2329082	15:22	System malfunction due to faulty system equipment	00h:12m:37s
10/20/23	F2329120	00:15	Passenger vehicle fire	00h:36m:22s
	F2329207	17:50	Medical assist, assist EMS crew	01h:07m:41s
	F2329214	18:51	False alarm or false call, Burnt Food	00h:07m:37s
10/23/23	F2329384	06:12	Vehicle involved in accident	00h:25m:54s
10/25/23	F2329655	13:01	Natural vegetation fire, other	00h:04m:37s
10/26/23	F2329828	22:04	False alarm or false call, Burnt Food	00h:06m:35s
10/27/23	F2329882	08:58	Building fire	01h:54m:54s
	F2329887	09:28	False alarm or false call, other	00h:15m:53s
	F2329930	16:35	Cooking fire, confined to container	00h:21m:48s
	F2329934	17:01	Vehicle involved in accident	00h:14m:19s
10/28/23	F2330045	20:04	Odor of gas outside	00h:08m:36s
10/31/23	F2330299	15:02	Smoke scare, odor of smoke	00h:07m:30s

Filter statement

Filters **Alarm Date Range** 10/1/23 to 10/31/23 | **Is Locked** true | **Is Active** true

Fire Resources - Personnel and Units

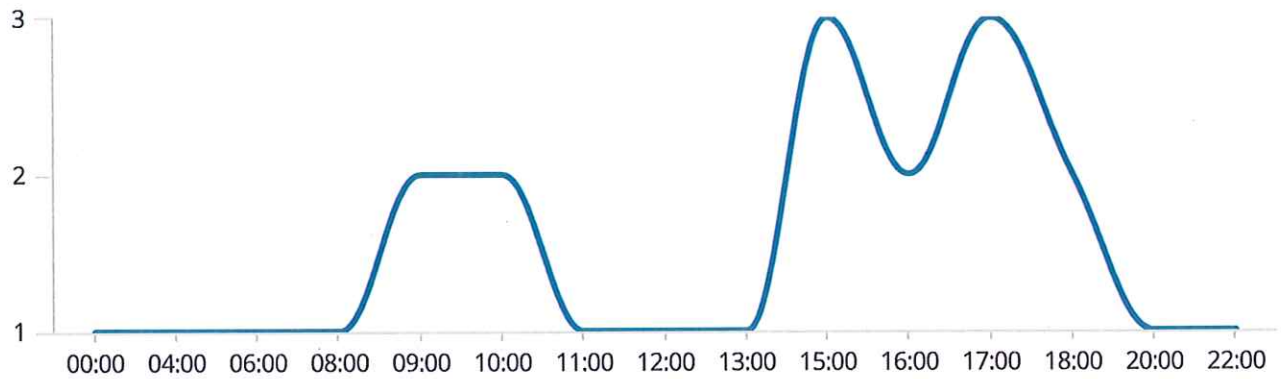
Total Incidents

Count of Incidents
23

Average Time On Scene

Average Time On Scene
29m:59s

Call Volume over Time



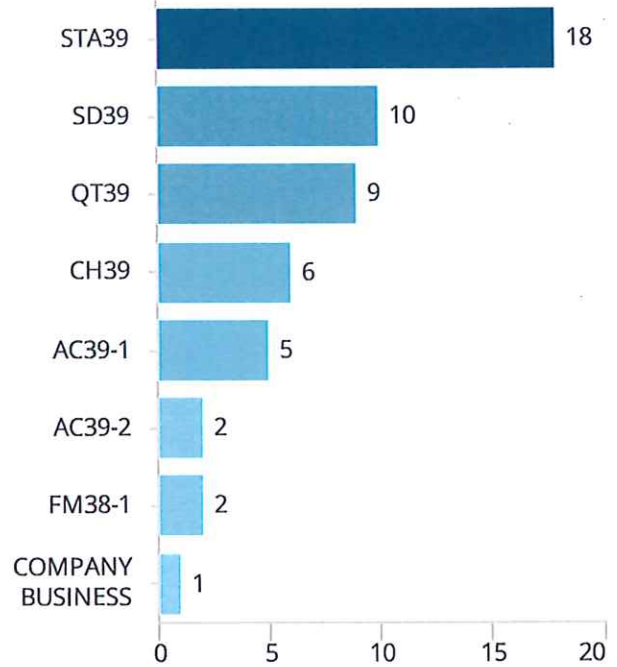
Filter statement

Filters **Alarm Date Range** 10/1/23 to 10/31/23 | **Is Locked** true | **Is Active** true

Breakdown of Calls by Unit

Unit Name	Percentage of Calls	Average
AC39-1	21.74%	
AC39-2	8.70%	
CH39	26.09%	
COMPANY BUSINESS	4.35%	
FM38-1	8.70%	
QT39	39.13%	
SD39	43.48%	
STA39	78.26%	
Grand Total	100.00%	

Count of Calls by Unit



Filter statement

Filters **Alarm Date Range** 10/1/23 to 10/31/23 | **Is Locked** true | **Is Active** true

Breakdown of Calls by Personnel

Unit Personnel Last Name	Unit Personnel First Name	Count of Incident ↓
Catagnus	Joe	10
Costello	Danny	3
Estep	Michael	1
Fink	John	3
Frankenfield	Dave	16
	David	13
	Dennis	11
	Jennifer	1
Gilmore	Shawn	4
Mower	William	1
Peiper	Chad	7
Reese	Tina	7
Rockett	Robert	12
Saro	Jason	11
Smith	Tom	2
Vanfossen	Paul	2
Wakefield	Clinton	4
Walls	Robert	7
Watson	Joe	13

Filter statement

Filters **Days in Alarm DateTime** 10/1/23 to 10/31/23 | **Is Active** true

WEST CONSHOHOCKEN - STATION 39 PERSONNEL INCIDENT RESPONSE

Last Name	Unit Personnel First Name <small>↓</small>	Number of Incidents
Catagnus	Joe	10
Costello	Danny	3
Estep	Michael	1
Fink	John	3
Frankenfield	Jennifer	1
	Dennis	11
	David	13
	Dave	16
Gilmore	Shawn	4
Mower	William	1
Peiper	Chad	7
Reese	Tina	7
Rockett	Robert	12
Saro	Jason	11
Smith	Tom	2
Vanfossen	Paul	2
Wakefield	Clinton	4
Walls	Robert	7
Watson	Joe	13

Filter statement

Filters **Alarm Date Range** 10/1/23 to 10/31/23 | **Is Active** true

Fire Incident Count

Count of Total Incidents

Count of Incidents
23

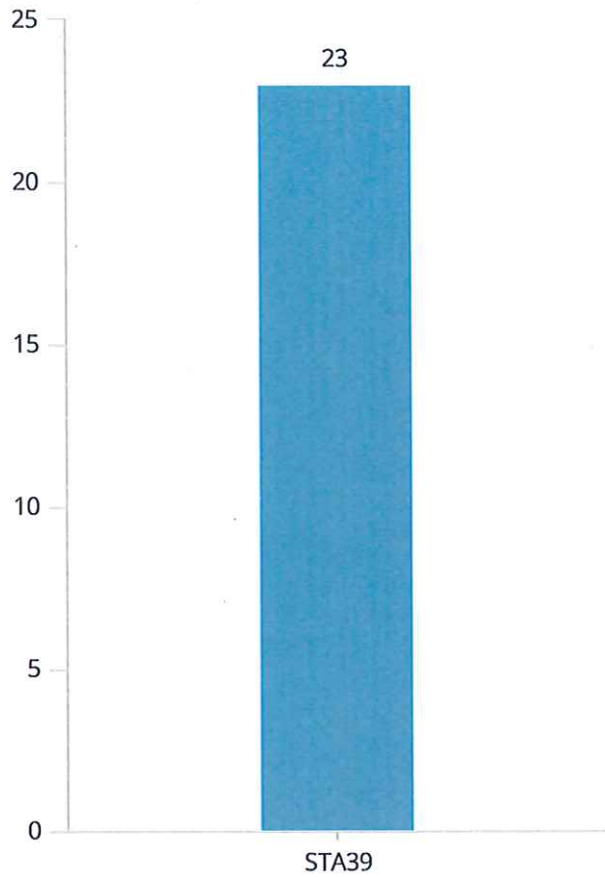
Incident Count by Month



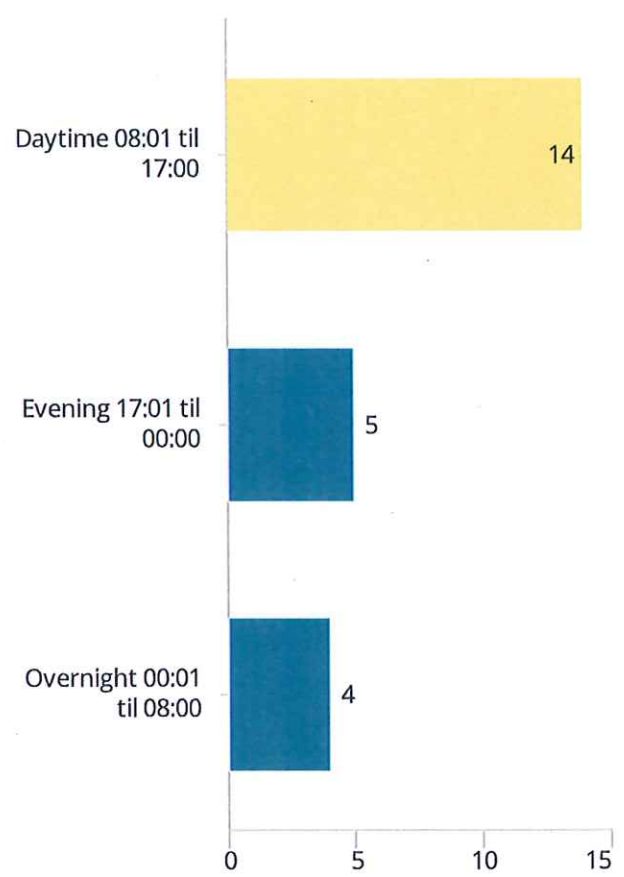
Filter statement

Filters **Alarm Date Range** 10/1/23 to 10/31/23 | **Is Active** true

Incident Count by Station



Incident Count by Shift



Filter statement

Filters **Alarm Date Range** 10/1/23 to 10/31/23 | **Is Active** true

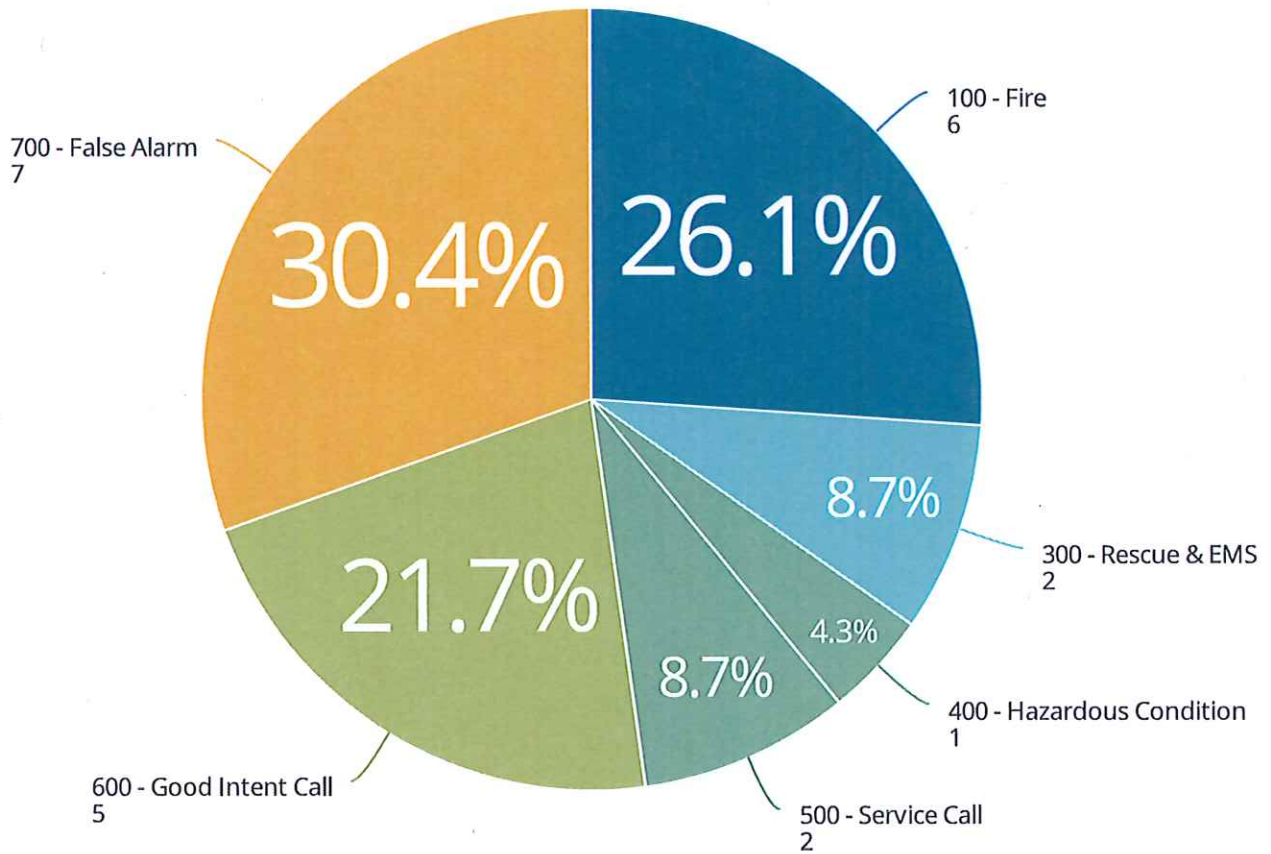
Count of Incident Responses

Station	Shift	Unit Name	Count of Incidents		
			2023	Grand Total <small>↓</small>	
STA39		STA39	10	10	
		QT39	8	8	
		SD39	4	4	
		CH39	4	4	
		AC39-1	3	3	
		FM38-1	2	2	
		AC39-2	2	2	
		COMPANY BUSINESS	1	1	
		14	14		
		STA39	5	5	
		SD39	3	3	
		AC39-1	1	1	
		QT39	1	1	
		CH39	1	1	
		5	5		
		STA39	3	3	
		SD39	3	3	
		AC39-1	1	1	
		CH39	1	1	
		4	4		
	STA39 Total			23	23
	Grand Total			23	23

Filter statement

Filters **Alarm Date Range** 10/1/23 to 10/31/23 | **Is Active** true

Percent of Incident Responses by Incident Type



Filter statement

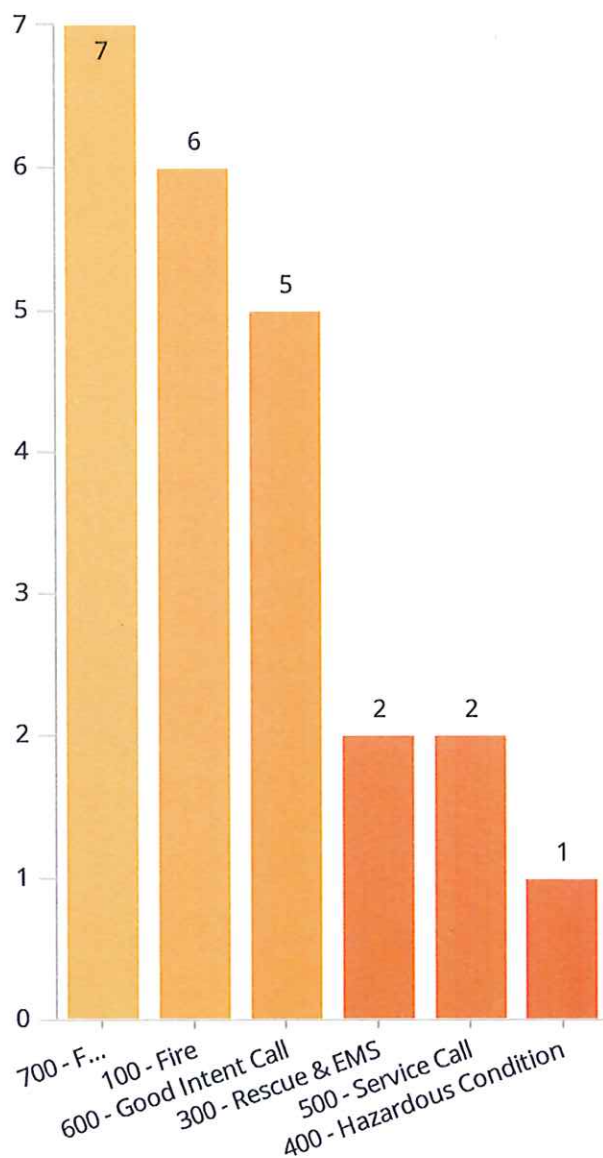
Filters **Alarm Date Range** 10/1/23 to 10/31/23 | **Is Active** true

Fire Incident Types

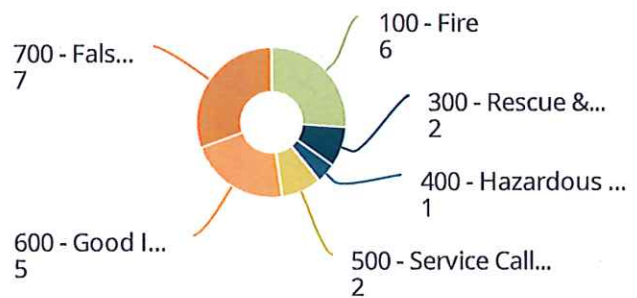
Count of Total Incidents

Incident Number: **23**

Count of Incidents by Incident Type Group and Year



Percentage of Incident Type Group



4_Fire Incident Types Nov 2, 2023 3:17:47 PM Fire Incidents

Filter statement

Filters **Alarm Date Range** 10/1/23 to 10/31/23 | **Is Active** true

Count of Incidents by Type

Incident Type Group	Incident Type	Incident Type Code	Count of Incidents	
			10/2023	Grand Total
100 - Fire	Building fire	111	2	2
	Cooking fire, confined to container	113	1	1
	Natural vegetation fire, other	140	1	1
	Passenger vehicle fire	131	2	2
100 - Fire Total			6	6
300 - Rescue & EMS	Medical assist, assist EMS crew	311	2	2
400 - Hazardous Condition	Odor of gas outside	4241	1	1
500 - Service Call	Service Call, other	500	1	1
	Smoke or odor removal	531	1	1
500 - Service Call Total			2	2
600 - Good Intent Call	Dispatched & canceled en route	611	1	1
	Smoke scare, odor of smoke	651	1	1
	Vehicle involved in accident	6003	3	3
600 - Good Intent Call Total			5	5
700 - False Alarm	Alarm system activation, no fire - unintentional	745	1	1
	False alarm or false call, Burnt Food	7004	2	2
	False alarm or false call, other	700	1	1
	False alarm, Set off by workers	7001	1	1
	Smoke detector activation due to malfunction	733	1	1
	System malfunction due to faulty system equipment	7302	1	1
700 - False Alarm Total			7	7
Grand Total			23	23

Filter statement

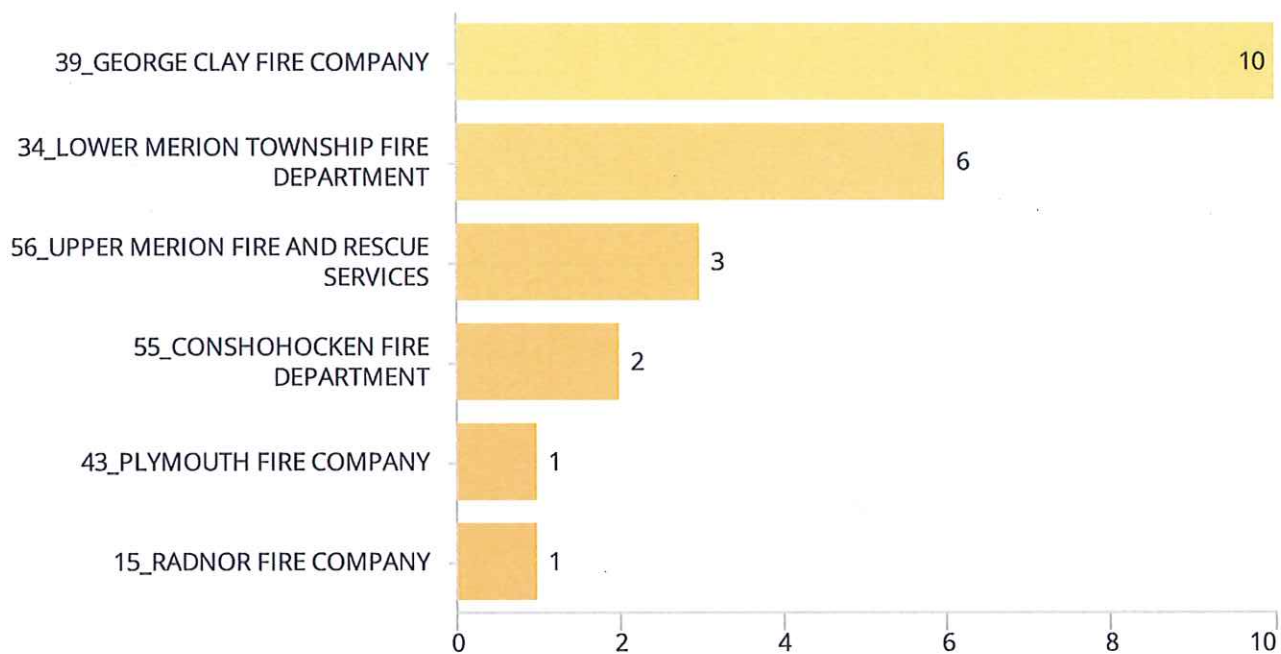
Filters **Alarm Date Range** 10/1/23 to 10/31/23 | **Is Active** true

Fire Addresses and Location

Count of Total Incidents

Incident Number: **23**


Count of Incidents by District



Filter statement

Filters **Alarm Date Range** 10/1/23 to 10/31/23 | **Is Active** true

Count of Incidents by Station



Filter statement

Filters **Alarm Date Range** 10/1/23 to 10/31/23 | **Is Active** true

Incident Details

Incid... #	Date	Code	Loc #	Location Name	Typ	City
F2327065	10/1/23	6003	3322	SCHUYLKILL	Expressway	Conshohocken
F2327258	10/3/23	111	396	CHURCH	Road	King of Prussia
F2327351	10/4/23	131	3338	SCHUYLKILL	Expressway	Lower Merion
F2327388	10/4/23	7001	7	UNION HILL	Road	West Conshohocken
F2327829	10/8/23	531	649	HENDERSON	Road	King of Prussia
F2327933	10/9/23	311	3370	SCHUYLKILL	Expressway	Penn Valley
F2328372	10/12/23	611	3319	SCHUYLKILL	Expressway	West Conshohocken
F2328529	10/14/23	733	163	FRONT	Street	Conshohocken
F2328935	10/18/23	500	70	Portland	Road	West Conshohocken
F2328945	10/18/23	745	30	Clipper	Road	West Conshohocken
F2329082	10/19/23	7302	111	Crawford	Avenue	West Conshohocken
F2329120	10/20/23	131	3340	SCHUYLKILL	Expressway	Gladwyne
F2329207	10/20/23	311	3322	SCHUYLKILL	Expressway	West Conshohocken
F2329214	10/20/23	7004	1	3RD	Avenue	Conshohocken
F2329384	10/23/23	6003	3339	SCHUYLKILL	Expressway	Gladwyne
F2329655	10/25/23	140	139	BLUEROUTE	N/A	Villanova
F2329828	10/26/23	7004	1	3RD	Avenue	Conshohocken
F2329882	10/27/23	111	381	WILLIAMSON	Road	Gladwyne
F2329887	10/27/23	700	713	HARVARD	Road	Bala Cynwyd
F2329930	10/27/23	113	649	HENDERSON	Road	King of Prussia
F2329934	10/27/23	6003	185	BLUEROUTE	N/A	Conshohocken
F2330045	10/28/23	4241	300	Front	Street	West Conshohocken
F2330299	10/31/23	651	218	JOSEPHINE	Avenue	Conshohocken

Filter statement

Filters **Alarm Date Range** 10/1/23 to 10/31/23 | **Is Active** true | **Is Locked** Exclude: false

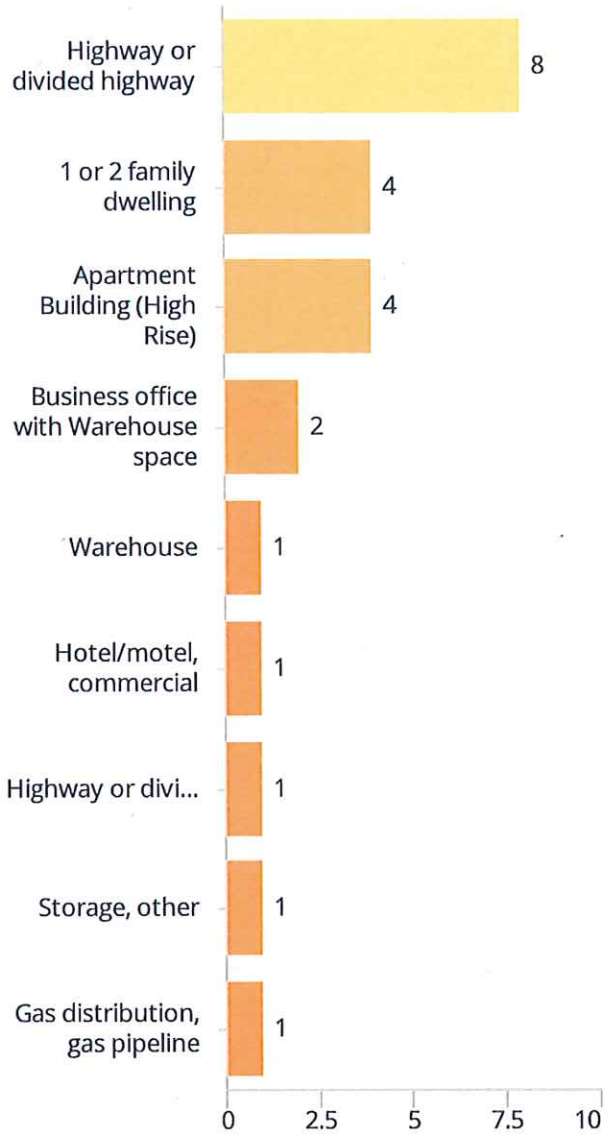
Fire Index

Alarm Handling ...	Dispatch Notifie...	Turnout Time	Unit Travel Time	Response Time
90th Percentile PSAP ... 00m:24s	90th Percentile Dispa... #N/A	90th Percentile Unit ... 06m:23s	90th Percentile Trave... 09m:40s	90th Percentile Unit ... 11m:08s
Avg PSAP Alarm... 00m:07s	Average Dispatch T... #N/A	PSAP Unit Turn... 03m:16s	Dispatch Travel... 03m:53s	Avg Unit Total ... 06m:32s

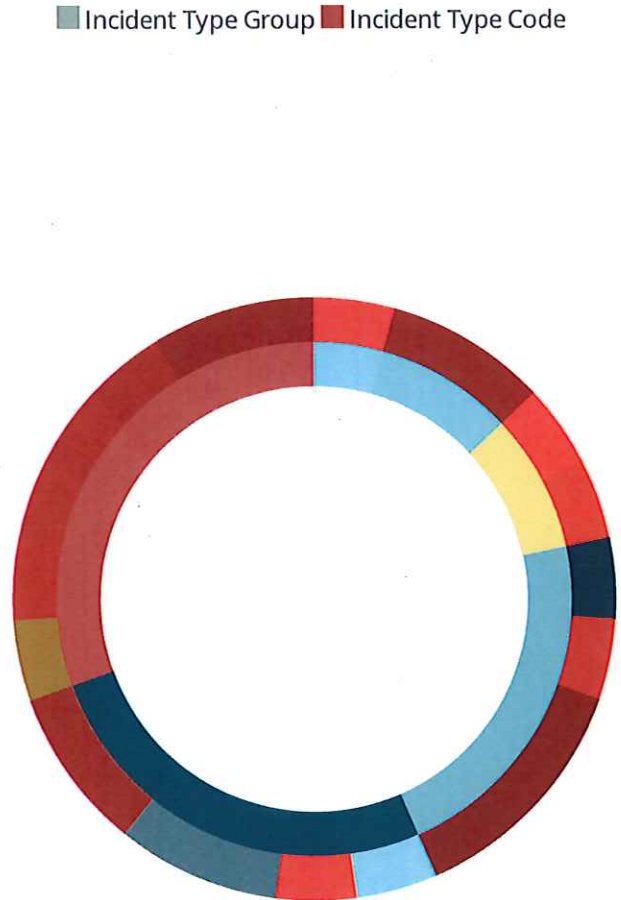
Filter statement

Filters **Alarm Date Range** 10/1/23 to 10/31/23 | **Is Active** true | **Is Locked** Exclude: false

Property Use by Category



Percent of Incident Responses by Incident Type



Filter statement

Filters **Alarm Date Range** 10/1/23 to 10/31/23 | **Is Active** true | **Is Locked** Exclude: false

Incident Details

Incid... Num...	Incident Type	Property Use
F2327065	Vehicle involved in accident	Highway or divided highway
F2327258	Building fire	Storage, other
F2327351	Passenger vehicle fire	Highway or divided highway/ Interchange or Ramp
F2327388	False alarm, Set off by workers	Business office with Warehouse space
F2327829	Smoke or odor removal	Apartment Building (High Rise)
F2327933	Medical assist, assist EMS crew	Highway or divided highway
F2328372	Dispatched & canceled en route	Highway or divided highway
F2328529	Smoke detector activation due to malfunction	1 or 2 family dwelling
F2328935	Service Call, other	Warehouse
F2328945	Alarm system activation, no fire - unintentional	Business office with Warehouse space
F2329082	System malfunction due to faulty system equipment	Hotel/motel, commercial
F2329120	Passenger vehicle fire	Highway or divided highway
F2329207	Medical assist, assist EMS crew	Highway or divided highway
F2329214	False alarm or false call, Burnt Food	Apartment Building (High Rise)
F2329384	Vehicle involved in accident	Highway or divided highway
F2329655	Natural vegetation fire, other	Highway or divided highway
F2329828	False alarm or false call, Burnt Food	Apartment Building (High Rise)
F2329882	Building fire	1 or 2 family dwelling
F2329887	False alarm or false call, other	1 or 2 family dwelling
F2329930	Cooking fire, confined to container	Apartment Building (High Rise)
F2329934	Vehicle involved in accident	Highway or divided highway
F2330045	Odor of gas outside	Gas distribution, gas pipeline
F2330299	Smoke scare, odor of smoke	1 or 2 family dwelling



Previous Month ▾

Oct 1, 2023 - Oct 31, 2023 ▾

02:36

MM:SS
Average Turnout Time

50%

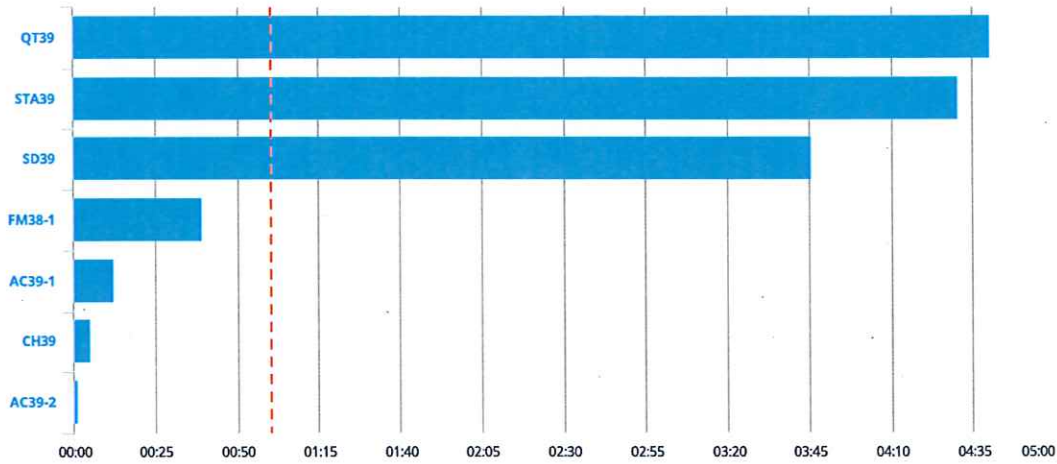
Of Responses
Turnout Time < 01:00

20

Incidents
In Selected Time Slice

31

DAYS
In Selected Time Slice



Counts

% Rows

% Columns

% All

	00:00 - 00:29	00:30 - 00:59	01:00 - 01:29	01:30 - 01:59	02:00 - 02:59	03:00 - 04:59	05:00 - 09:59	Total
AC39-1	3	1						4
AC39-2	2							2
CH39	6							6
COMPANY BUSINESS/SUP..								
FM38-1		2						2
QT39				1		3	5	9
SD39	2					3	3	8
STA39	1					1	1	3
Total	14	3		1		7	9	34
Exceptions								19

Previous Month ▾ Oct 1, 2023 - Oct 31, 2023 ▾

02:32

MM:SS
Average First Apparatus Turnout Time

05:49

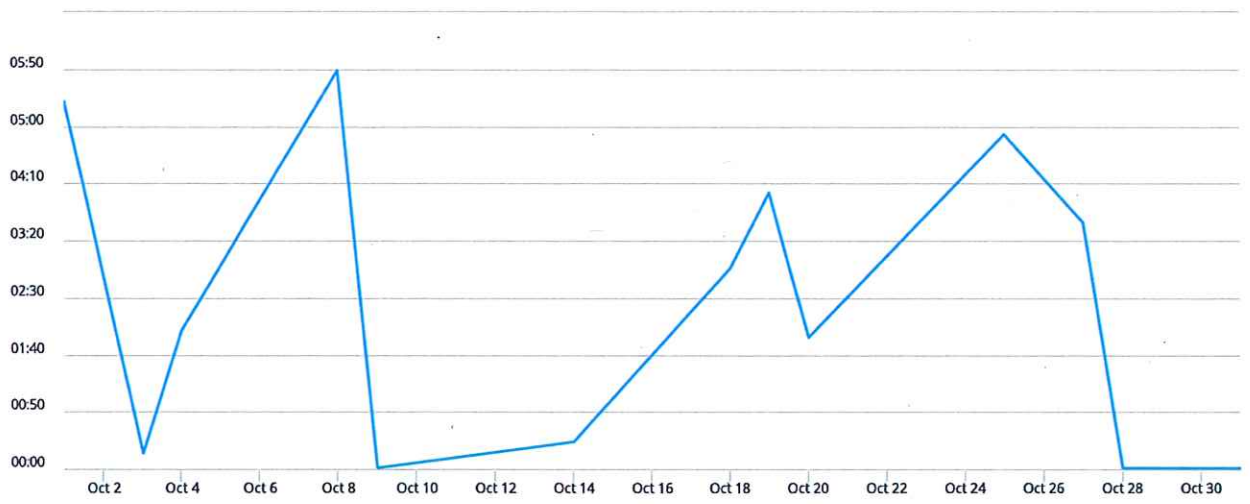
MM:SS
90th Percentile First Apparatus Turnout Time

31

DAYS
In Selected Time Slice

20

INCIDENTS
In Selected Time Slice



Counts % Rows % Columns % All

Week Ending	10/1/23	10/8/23	10/15/23	10/22/23	10/29/23	11/5/23	11/12/23	11/19/23	11/26/23	12/3/23	12/10/23	12/17/23	12/24/23	Total
00:00 - 00:29		2	2	2	1	1								8
00:30 - 00:59				1	1									2
01:00 - 01:29														
01:30 - 01:59					1									1
02:00 - 02:59														
03:00 - 04:59		1		1	1									3
05:00 - 09:59	1	1		2	2									6
Total	1	4	2	6	6	1								20
Exceptions														3

Previous Month ▾ Oct 1, 2023 - Oct 31, 2023 ▾

91%

FIRE
Percentage of Total Incidents

9%

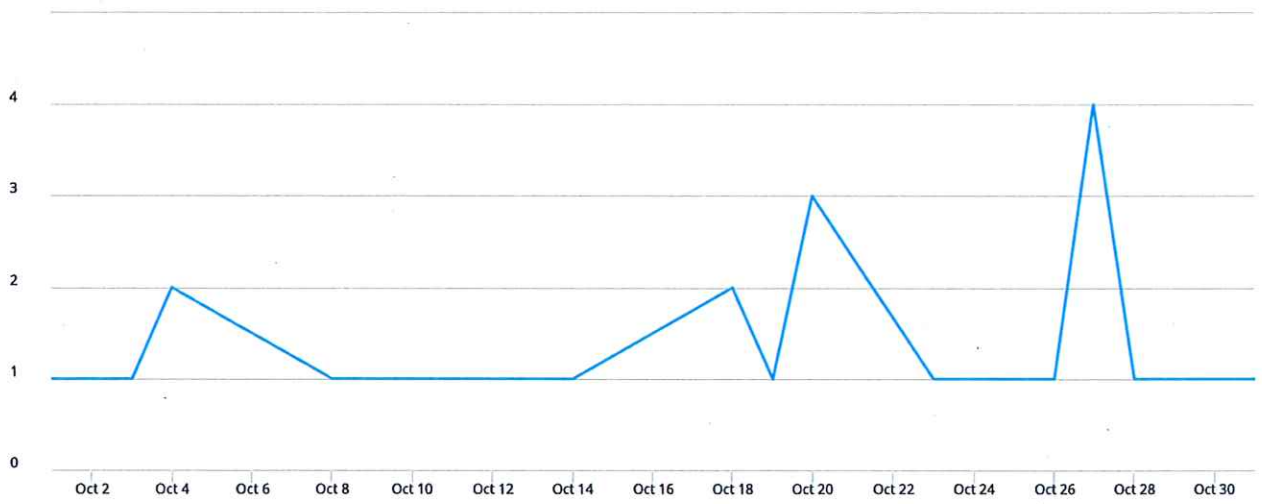
EMS
Percentage of Total Incidents

23

INCIDENTS
In Selected Time Slice

31

DAYS
In Selected Time Slice



Counts % Rows % Columns % All

Week Ending	10/1/23	10/8/23	10/15/23	10/22/23	10/29/23	11/5/23	11/12/23	11/19/23	11/26/23	12/3/23	12/10/23	12/17/23	12/24/23	Total
STA39	1	4	3	6	8	1								23
Total	1	4	3	6	8	1								23

Previous Month ▾ Oct 1, 2023 - Oct 31, 2023 ▾

91%

FIRE
Percentage of Total Incidents

9%

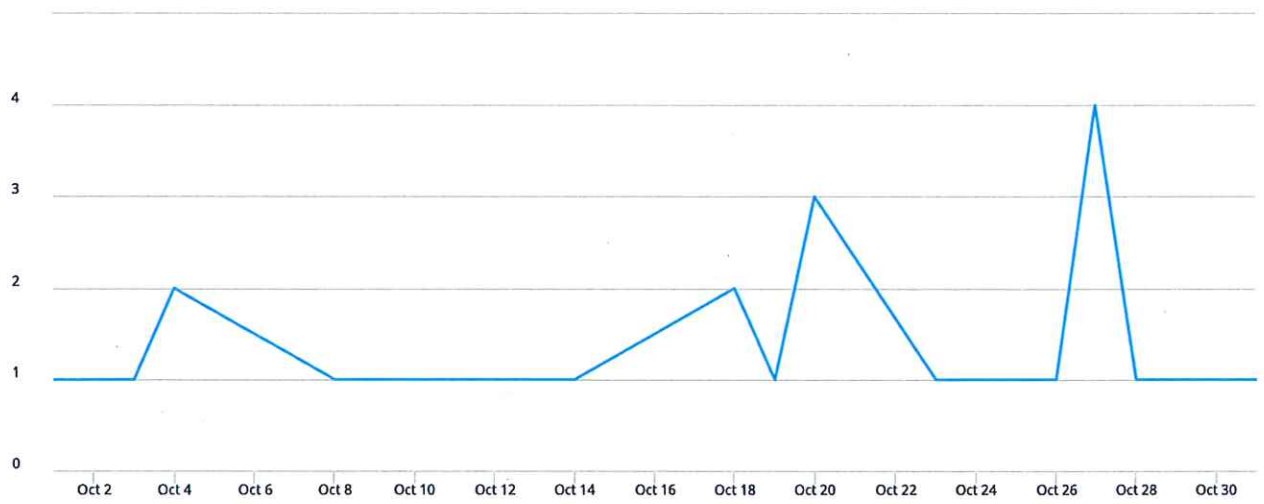
EMS
Percentage of Total Incidents

23

INCIDENTS
In Selected Time Slice

31

DAYS
In Selected Time Slice



Counts % Rows % Columns % All

Week Ending	10/1/23	10/8/23	10/15/23	10/22/23	10/29/23	11/5/23	11/12/23	11/19/23	11/26/23	12/3/23	12/10/23	12/17/23	12/24/23	Total
(11) Structure Fire		1			2									3
(13) Mobile property (vehicle) fire		1		1										2
(14) Natural vegetation fire					1									1
(31) Medical assist			1	1										2
(42) Chemical release, reaction, or toxic condition					1									1
(50) Service call, other				1										1
(53) Smoke, odor problem		1												1
(60) Good intent call, other	1				2									3
(61) Dispatched and canceled en route			1											1
(65) Steam, other gas mistaken for smoke						1								1
(70) False alarm and false call, other		1		1	2									4
(73) System or detector malfunction			1	1										2
(74) Unintentional system/detect... operation (no fire)				1										1
Total	1	4	3	6	8	1								23

PUBLIC NOTICE

Borough of West Conshohocken

Availability of

Proposed Budget

Notice is hereby given that the 2024 Proposed Preliminary Budget is available as of November 3, 2023 for public inspection during the hours of 8:30 AM until 4:00PM in Borough Hall, 112 Ford Street, West Conshohocken, PA, 19428.

Michael English

Borough Manager/Secretary

**RESOLUTION NO. 2023-18
BOROUGH OF WEST CONSHOHOCKEN
MONTGOMERY COUNTY, PENNSYLVANIA**

**A RESOLUTION OF THE BOROUGH OF WEST CONSHOHOCKEN,
MONTGOMERY COUNTY, PENNSYLVANIA, AUTHORIZING AN
APPLICATION FOR A STATEWIDE LOCAL SHARE ASSESSMENT GRANT
FROM THE COMMONWEALTH FINANCING AUTHORITY FOR THE
MACKENZIE PARK RENOVATION PROJECT.**

WHEREAS, the Borough of West Conshohocken, Montgomery County, Pennsylvania, (“Borough”) desires to submit an application for a Statewide Local Share Assessment Grant from the Commonwealth Financing Authority for the MacKenzie Park renovation project in the Borough.

NOW THEREFORE, BE IT RESOLVED, that the Borough hereby authorizes an application to request a Statewide Local Share Assessment Grant of \$950,000.00 from the Commonwealth Financing Authority to be used for the MacKenzie Park renovation project (“Grant”).

BE IT FURTHER RESOLVED, that the Borough does hereby designate Stephen Blumenthal, Council President, and Michael English, Borough Manager, as the officials to execute all documents and agreements between the Borough and the Commonwealth Financing Authority to facilities and assist in obtaining the Grant.

RESOLVED AND APPROVED this 14th day of November, 2023.

BOROUGH OF WEST CONSHOHOCKEN

ATTEST:

By: _____
Stephen Blumenthal, President

Michael English, Manager

By: _____
Danelle Fournier, Mayor

I, Michael English, duly qualified Manager/Secretary of the Borough of West Conshohocken, Montgomery County, Pennsylvania, hereby certify that the foregoing is a true and correct copy of a Resolution duly adopted by a majority vote of the Borough of West Conshohocken at a regular meeting held November 14, 2023 and said Resolution has been recorded in the Minutes of the Borough of West Conshohocken and remains in effect as of this date.

IN WITNESS THEREOF, I affix my hand and attach the seal of the Borough of West Conshohocken, this _____ day of _____, 2023.

Borough of West Conshohocken

Montgomery County

Michael English, Manager/Secretary

**RESOLUTION NO. 2023-17
BOROUGH OF WEST CONSHOHOCKEN
MONTGOMERY COUNTY, PENNSYLVANIA**

**A RESOLUTION OF THE BOROUGH OF WEST CONSHOHOCKEN,
MONTGOMERY COUNTY, PENNSYLVANIA, AUTHORIZING THE
EXPENDITURES OF THE GENERAL MUNICIPAL PENSION SYSTEM
STATE AID AND MEETING THE 2023 MINIMUM MUNICIPAL PENSION
OBLIGATIONS.**

WHEREAS, the Borough of West Conshohocken (“Borough”) receives annually from the Commonwealth of Pennsylvania a sum of money derived by the Commonwealth of Pennsylvania on tax premiums of foreign fire insurance companies;

WHEREAS, Section 402(g) of the Act of December 18, 1984, P.L. 1005, No. 205, known as the “Municipal Pension Plan Standard and Recovery Act” requires the Borough to determine the proportion of the total amount of the General Municipal Pension System State Aid received by the Borough which shall be credited to each pension plan;

WHEREAS, the Borough has recently received from the Commonwealth of Pennsylvania the sum of \$110,936.59;

WHEREAS, the Borough maintains the Police Pension Plan and the Non-Uniformed Pension Plan;

WHEREAS, the determination for distributing the State Aid shall be in conformance with the 2023 Minimum Municipal Obligation prepared by the Borough’s actuary.

NOW THEREFORE, BE IT RESOLVED by the Borough Council of the Borough of West Conshohocken that the State Aid pension allocation shall be distributed as follows:

Police Pension Plan: **\$54,428.59**
Non-Uniformed Plan: **\$56,508.00**
Total State Aid Distributed: **\$110,936.59**

RESOLVED AND APPROVED this 14th day of November, 2023.

BOROUGH OF WEST CONSHOHOCKEN

ATTEST:

By: _____
Stephen Blumethal, President

Michael English, Manager

By: _____
Danelle Fournier, Mayor